



USER GUIDE

**"IMPROVE EFFICIENCY AND BOND INVESTMENT
DECISIONS WITH CBONDS PLATFORM"**

DATA SETS

750 000 BONDS

100% coverage of Eurobonds
global coverage of 200 countries

80 000 STOCKS

traded on all world stock exchanges

50 000 INDICES

yield curves and spreads
CDS, IRS and OIS
macroeconomic indicators and commodities
money market and etc.

8 700 ETFs

from 181 providers

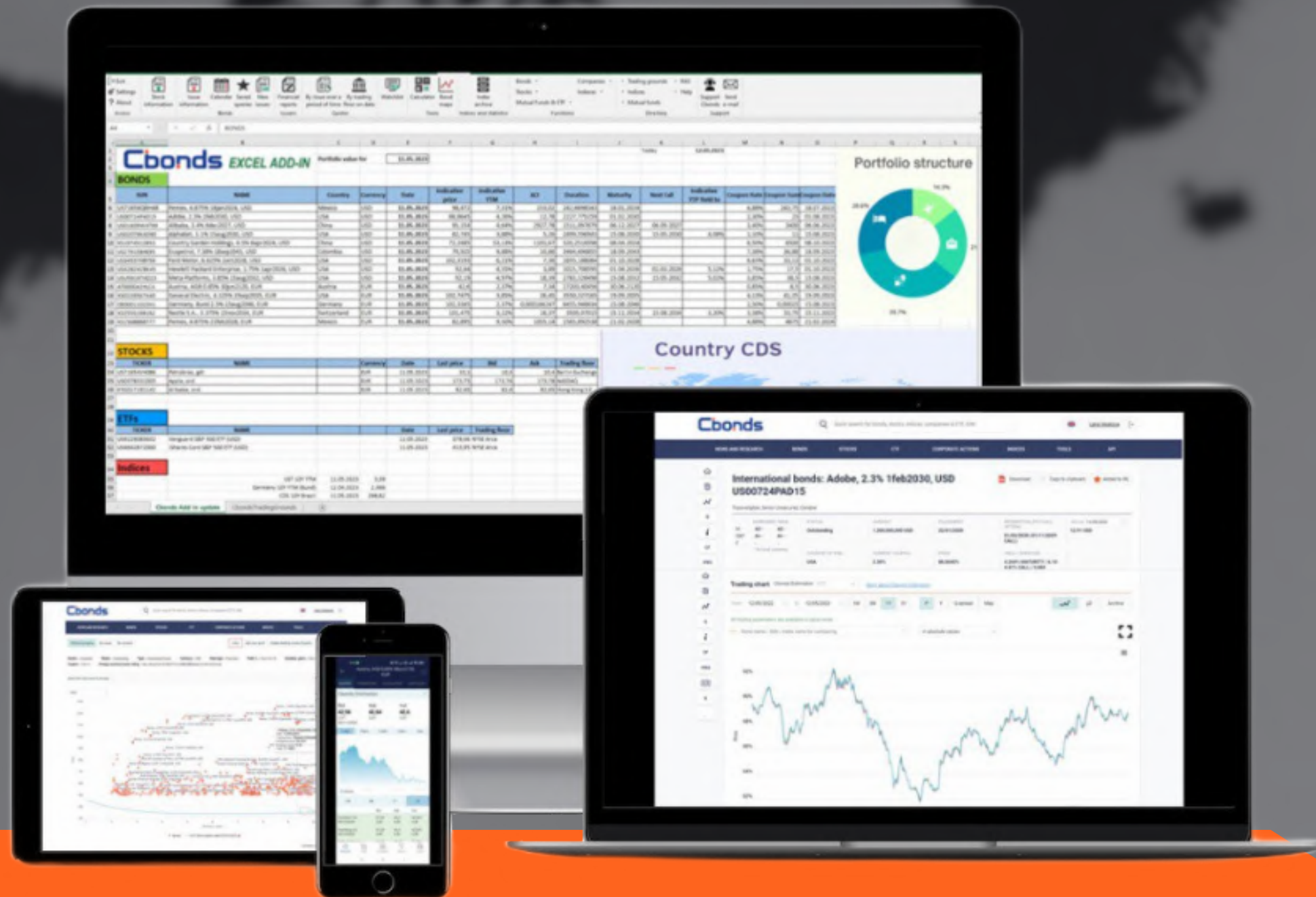


TABLE OF CONTENTS

click on the necessary section for quick access.

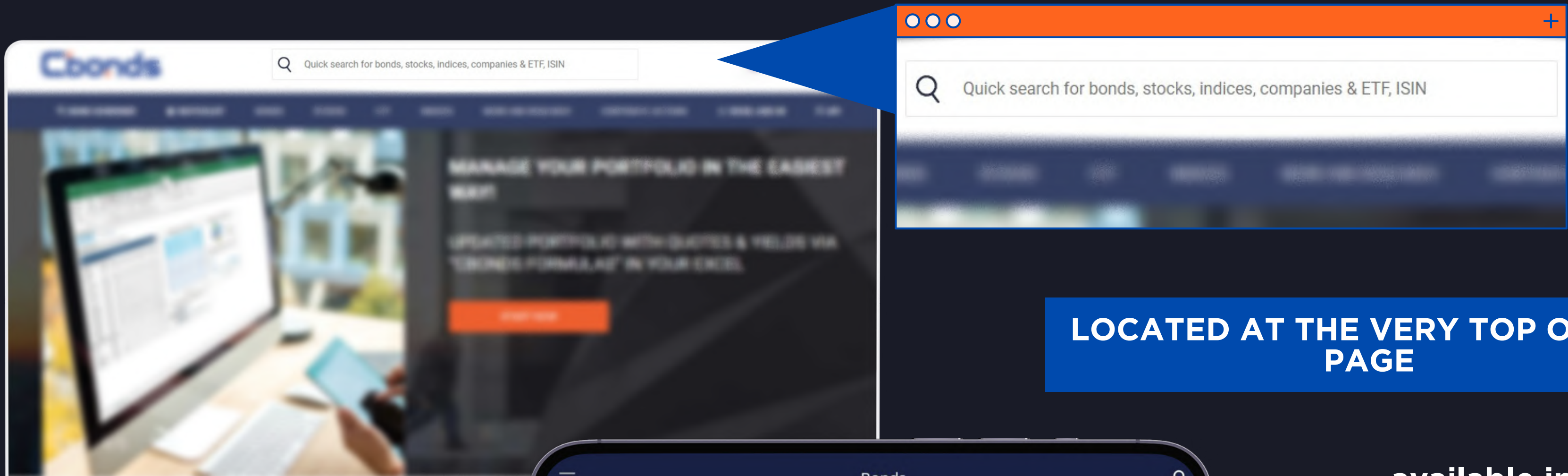
01 <u>Quick Search</u> Where to find and how to use it?	→ 5	07 <u>Mobile App</u> Where to download it?	→ 45
02 <u>Bond Screener</u> Coverage, filters, customization, saving queries.	→ 8	08 <u>Stock Search</u> Filters, stock page.	→ 48
03 <u>Market Map</u> Vizualization, axes, benchmarks, export.	→ 18	09 <u>ETF Search</u> Filters, presets, ETF page.	→ 49
04 <u>Issue Page</u> Calculator, issue documents, quotes, trading chart, historical data, cash flow, holders, etc.	→ 20	10 <u>Index Search</u> Index tree, filters, index page.	→ 50
05 <u>WatchList</u> Monitoring securities, notifications & alerts, calendar.	→ 32	11 <u>News & Research</u> Market news, analytical materials, newsletter.	→ 52
06 <u>Excel Add-In</u> Installation, templates, monitoring portfolios, etc.	→ 42	12 <u>Support</u> How to contact our support team?	→ 53

QUICK SEARCH

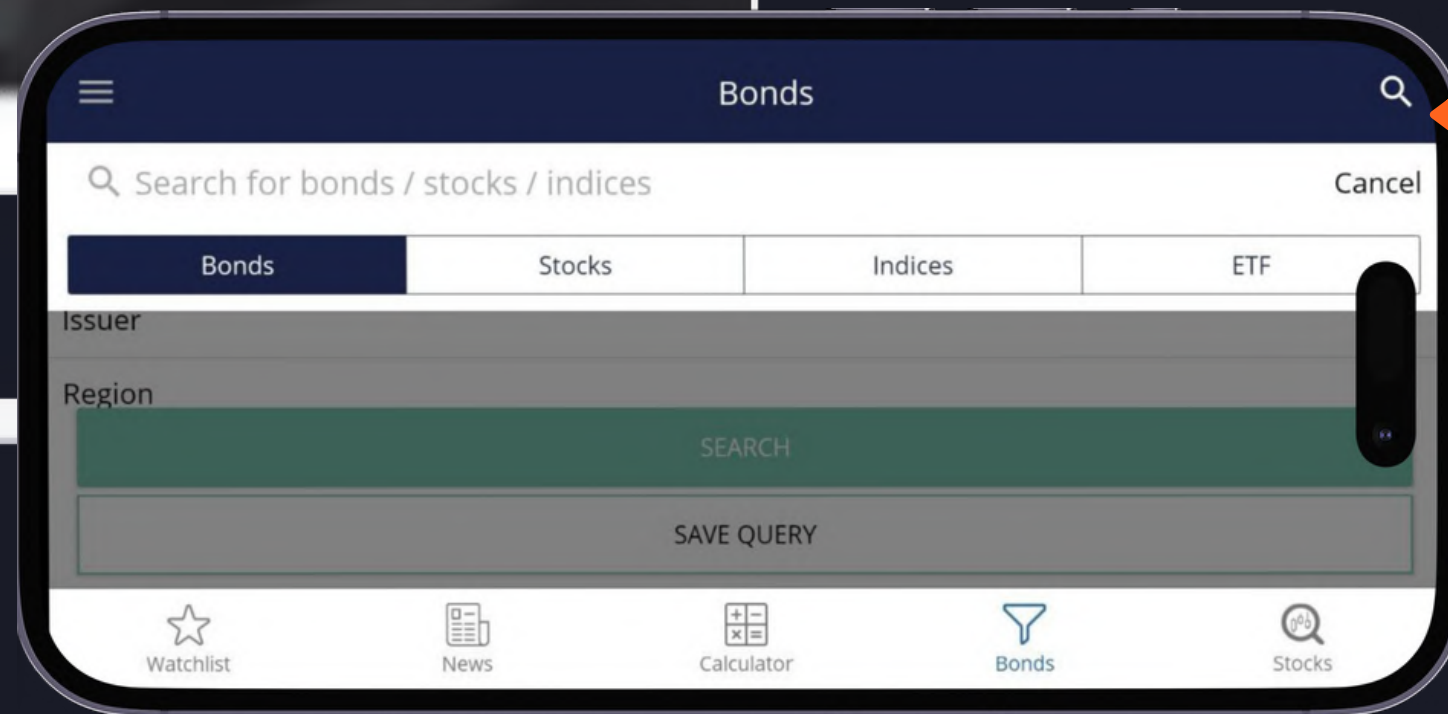
**get easy access to bonds, stocks,
indices, ETFs and issuers**

QUICK SEARCH


get easy access to bonds, stocks, indices, ETFs and issuers.



LOCATED AT THE VERY TOP OF THE PAGE



available in the Mobile Application!

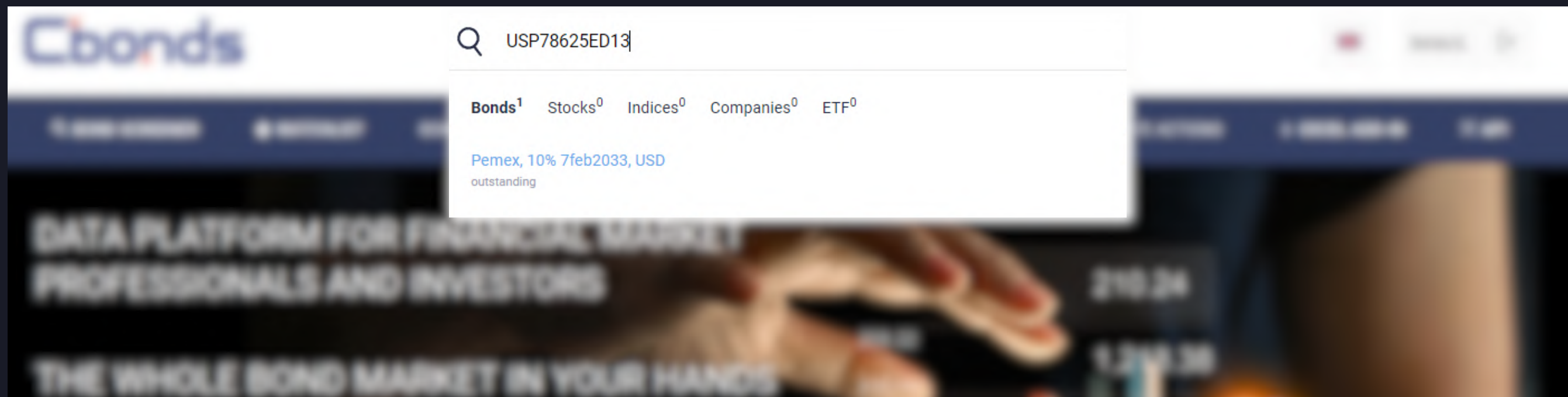


HOW TO USE IT?

the best option if you already know the ISIN-code or the issuer.

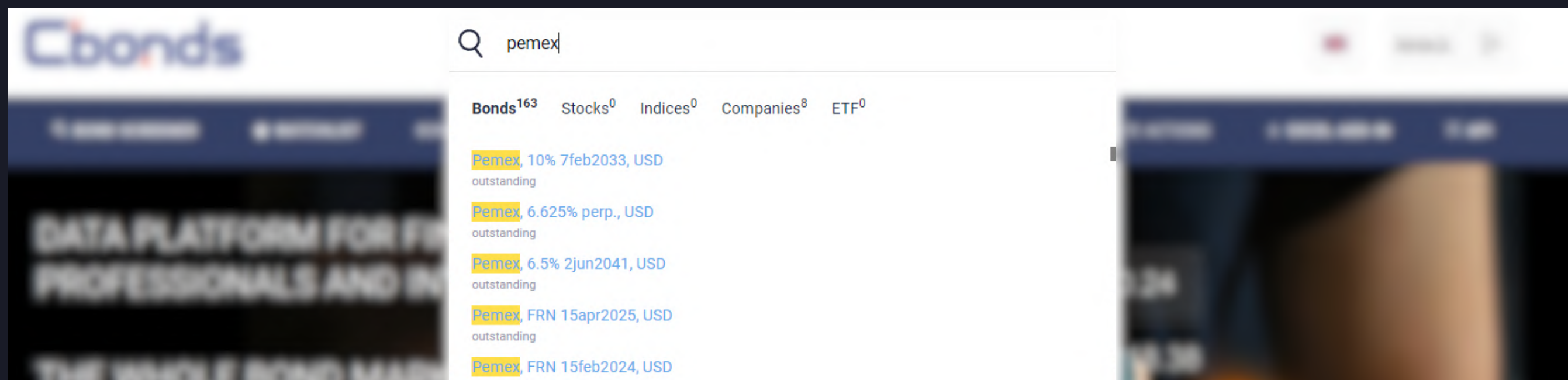
In order to find a particular bond, feel free to type in:

 the identifier (ISIN-code)



OR

 the issuer's name



BOND SCREENER

**generate a selection of bonds that
meet your investment criteria**

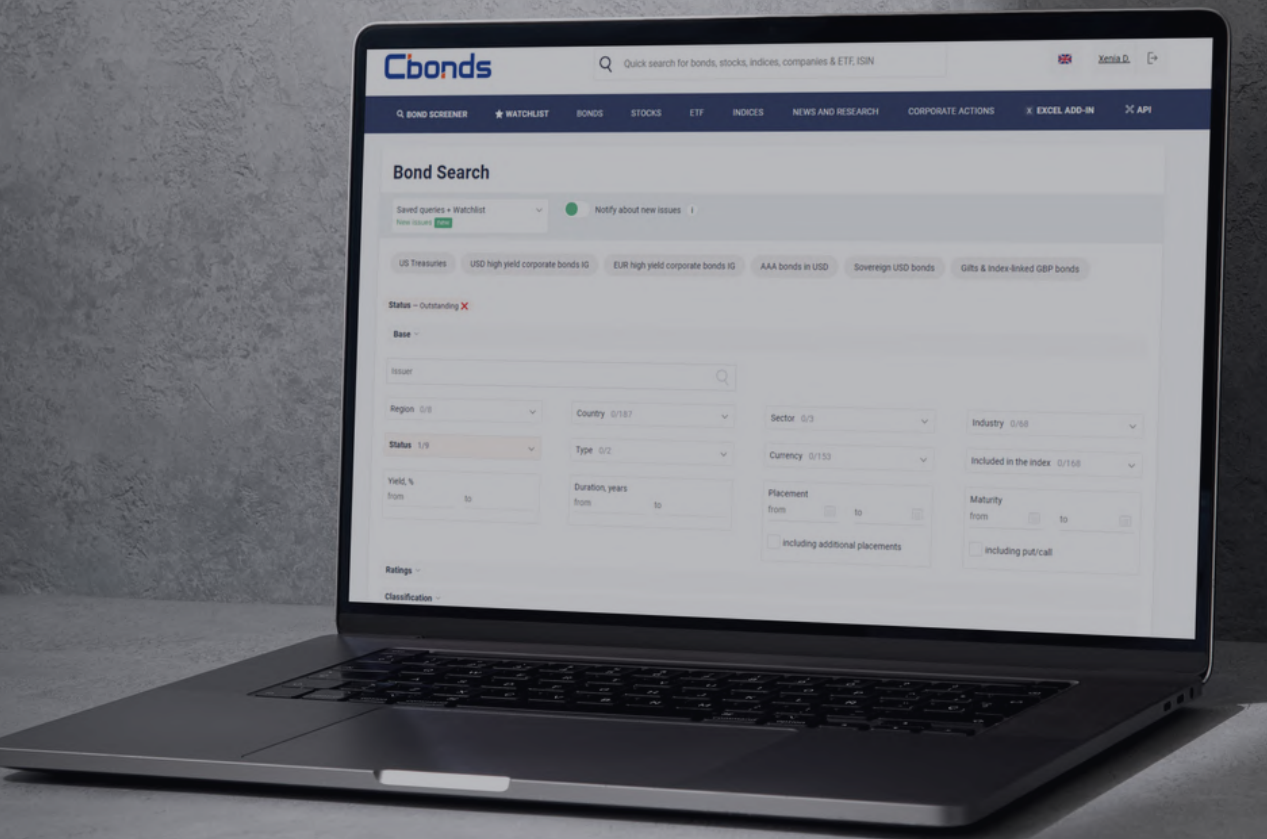
<https://cbonds.com/bonds>

BOND SCREENER

generate a selection of bonds that meet your investment criteria.

TOP FEATURES:

- ✓ **MULTIFILTER SEARCH**
- ✓ **PRESETS**
- ✓ **SAVING QUERIES**
- ✓ **MARKET MAP**
- ✓ **SHARING AND DOWNLOADING SEARCH RESULTS**
- ✓ **GETTING EMAIL NOTIFICATIONS FOR NEW BONDS THAT MEET YOUR CRITERIA**



<https://cbonds.com/bonds>

WHAT PARAMETERS ARE AVAILABLE?

BASIC INFORMATION

Issuers, countries, industries
currencies, yield, duration, etc.

RATINGS

S&P, Moody's, Fitch
Foreign & local currencies

ISSUE INFORMATION

SPV, nominal/minimum settlement
amount, volume, price, trading floor, ranks

COUPON

Issue type, rate type, coupon

100+ FILTERS

CLASSIFICATION

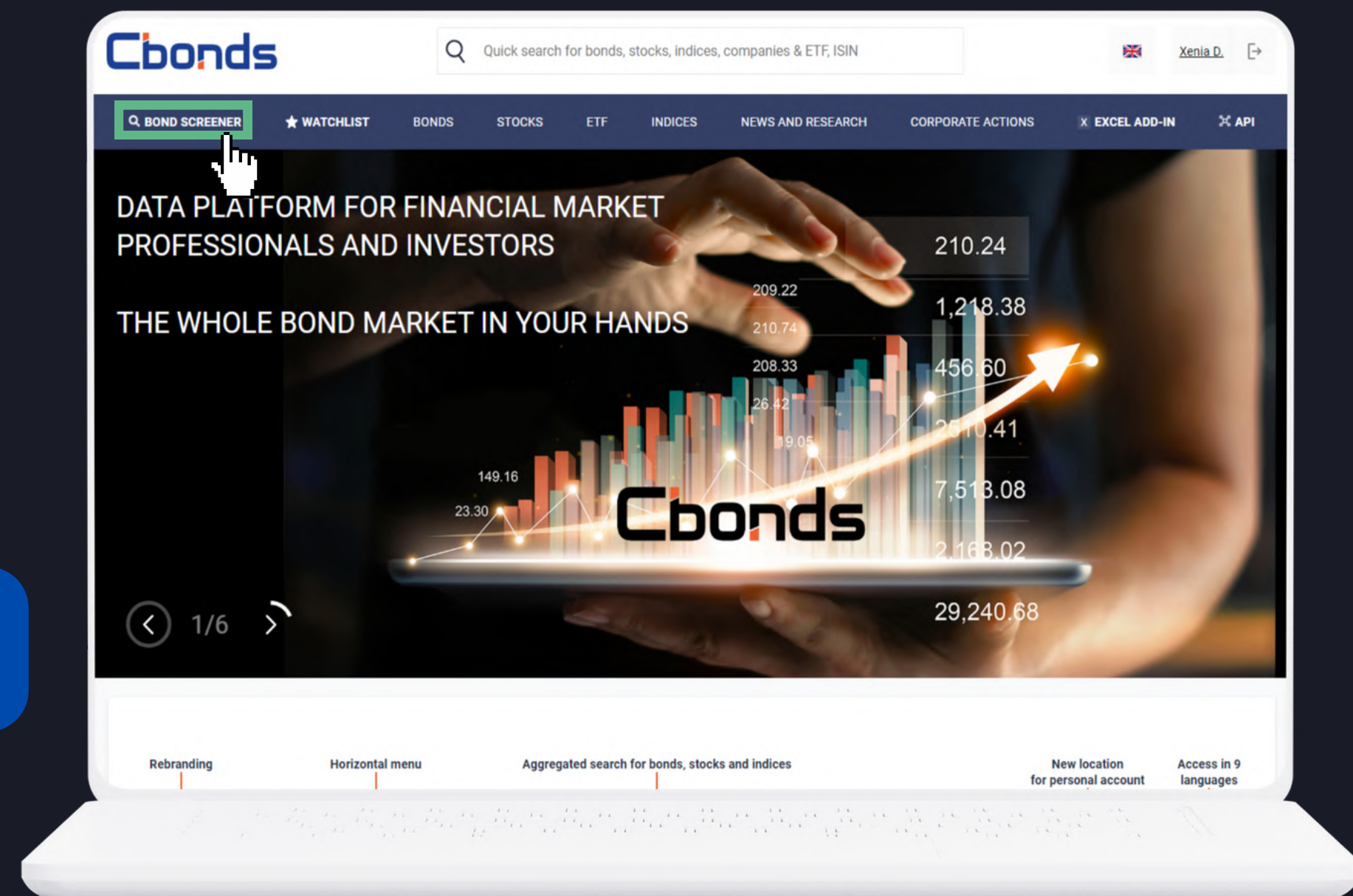
Specific types to look only for or
exclude from your search

HOW TO USE IT?

"I'm looking for high-yield BBB+ sovereign Eurobonds issued in Latin America..."



1) Go to the Bond Screener section



2) Set the required filters from the given list:

Region – Latin America ✕ Sector – Sovereign ✕ Status – Outstanding ✕ Type – International bonds ✕ Yield, % – from 5 to 15 ✕

Foreign currency issuer rating – Max rating from M/S&P/F from BBB+/BBB+/Baa1 to AAA/AAA/Aaa ✕

Base ▾

Issuer

Region 1/8 ▾

Choose all Reset all

- Africa
- Asia (excl. Japan)
- CIS
- Developed Markets (excl. Europe)
- Eastern Europe
- Latin America
- Middle East
- Western Europe

Country 0/35 ▾

Type 1/2 ▾

Choose all Reset all

- Domestic bonds
- International bonds

Sector 1/3 ▾

Choose all Reset all

- Corporate
- Municipal
- Sovereign
- including additional placements


Industry 0/68 ▾

Included in the index 0/166 ▾

Maturity

from to

including put/call



Yield, %

5 15

Duration, years

from to

Placement

from to

including additional placements

Maturity

from to

including put/call

Ratings ▾

Foreign currency issuer rating

Max rating from M/S&P/F ▾

BBB+/BBB+/Baa1 ▾ AAA/AAA/Aaa ▾

Local currency issuer rating

Agency ▾

from ▾ to ▾

Issue rating

Agency ▾

from ▾ to ▾

Search only with ratings of issuer / issue / guarantor / guarantor

Classification ▾

Issue information ▾

3) Get the variety of bonds according to your criteria:

Found: 96

- Total number of securities found in the database that satisfy your demands

Found: 96

Region – Latin America ✕
 Sector – Sovereign ✕
 Status – Outstanding ✕
 Type – International bonds ✕
 Yield, % – from 5 to 15 ✕

Foreign currency issuer rating – Max rating from M/S&P/F from BBB/BBB/Baa2 to AAA/AAA/Aaa ✕

ADD-IN API Export to Excel Show all fields Move Columns Market Map

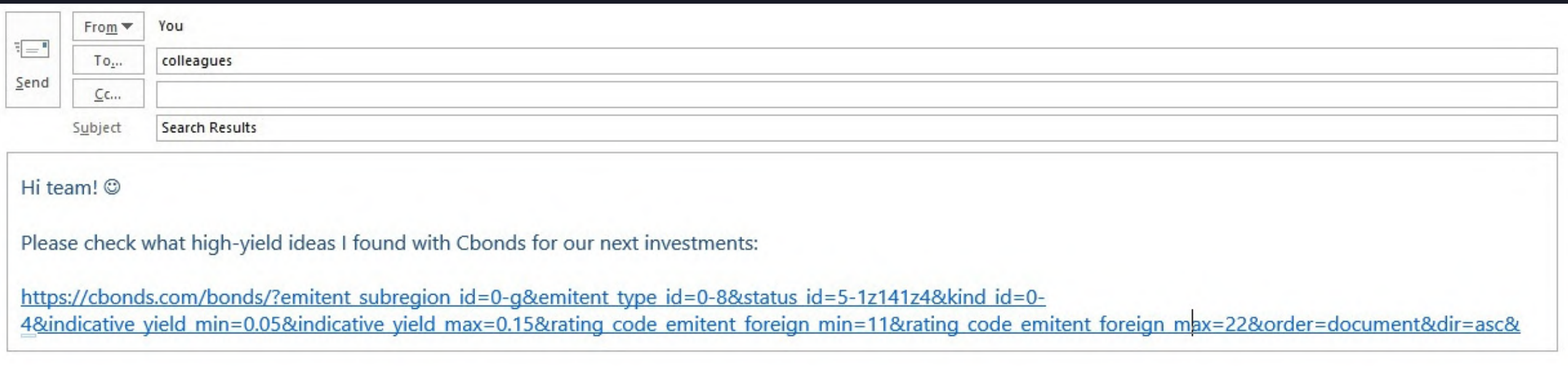
ISSUE	ISIN	INDICATIVE PRICE, %	INDICATIVE YIELD, %	CURRENCY	SECTOR	MATURITY	CURRENT COUPON RATE, %	COUNTRY	G-SPREAD, BP	DURATION, DAYS	PLACEMENT AMOUNT	ISSUER	ADD
	Hide	Hide	Hide	Hide	Hide	Hide	Hide	Hide	Hide	Hide	Hide	Hide	Hide
Aruba, 4.625% 14sep2023, USD	USN06537AD10	99.59	5.926	USD	Sovereign	14/09/2023	4.625	Aruba	98.54	123	253,000,000	Aruba	
Chile, 3.1% 22jan2061, USD	US168863DQ81	66.90	5.145	USD	Sovereign	22/01/2061	3.100	Chile	139.04	6727	2,000,000,000	Chile	Sus
Chile, 3.1% 7may2041, USD	US168863DS48	77.41	5.085	USD	Sovereign	07/05/2041	3.100	Chile	138.32	4769	2,700,000,000	Chile	Soc
Chile, 3.25% 21sep2071, USD	US168863DU93	65.95	5.241	USD	Sovereign	21/09/2071	3.250	Chile	139.40	7005	1,000,000,000	Chile	
Chile, 3.5% 15apr2053, USD	XS2327851874	76.06	5.125	USD	Sovereign	15/04/2053	3.500	Chile	119.57	6104	1,500,000,000	Chile	Sus
Chile, 3.5% 25jan2050, USD	US168863DL94	76.57	5.184	USD	Sovereign	25/01/2050	3.500	Chile	125.19	5724	2,318,357,000	Chile	
Chile, 3.625% 30oct2042, USD	US168863BP27	82.16	5.143	USD	Sovereign	30/10/2042	3.625	Chile	132.95	4850	750,000,000	Chile	

WANT TO SHARE RESULTS?

Feel free to copy the link of your performed search....



...and send it to your colleagues!



SAVING QUERIES

create your own preset and activate notifications on new bond issues.

1) Click on the "Save query" button placed next to the "Search" key:

The screenshot displays a bond search interface with the following filters and controls:

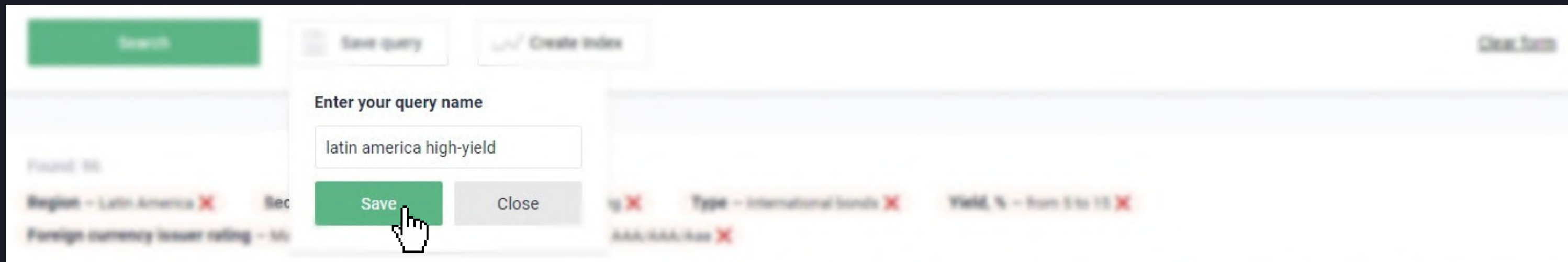
- Region** – Latin America ✕
- Sector** – Sovereign ✕
- Status** – Outstanding ✕
- Type** – International bonds ✕
- Yield, %** – from 5 to 15 ✕
- Foreign currency issuer rating** – Max rating from M/S&P/F from BBB/BBB/Baa2 to AAA/AAA/Aaa ✕

Below the filters are several dropdown menus: Base, Ratings, Classification, Issue information, and Coupon.

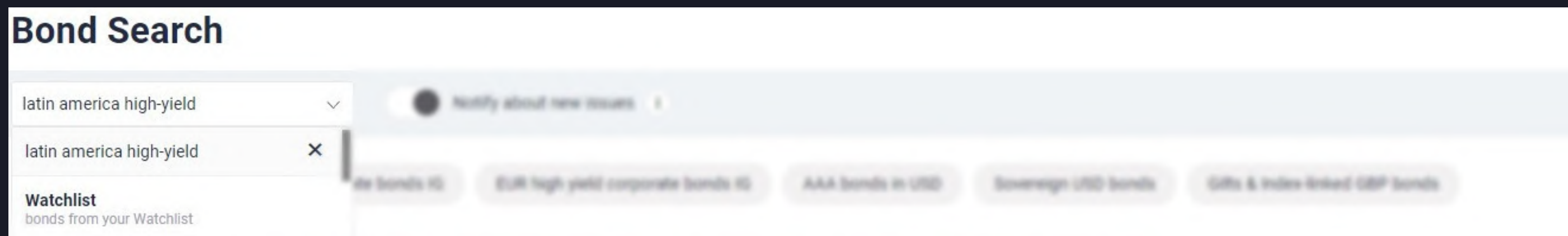
At the bottom of the filter section, there are three buttons: **Search** (green), **Save query** (highlighted with a green box), and **Create Index** (with a line graph icon). A [Clear form](#) link is located on the right side.

Below the search area, it indicates "Found: 96" and repeats the filter list.

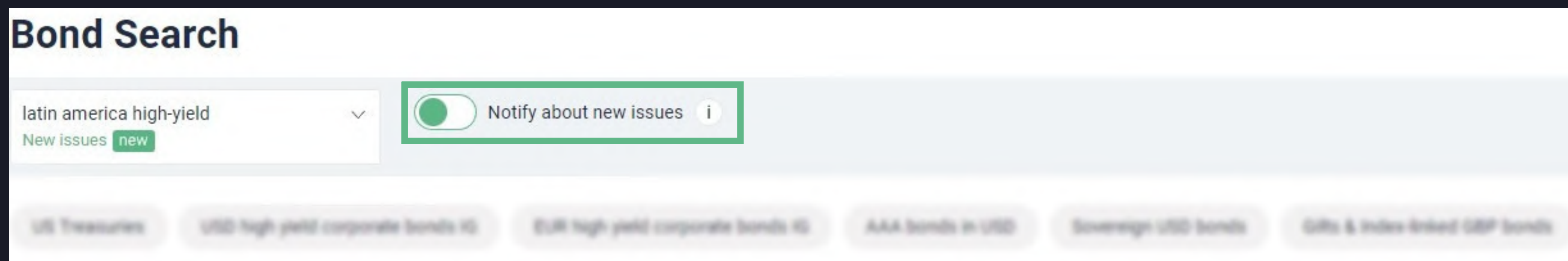
2) Enter any preferable name for your preset and click on "Save":



3) Find your created queries below the "Bond Search" caption:



4) Be notified about new bonds issues that satisfies your saved preset:



CUSTOMIZATION

configure the table according to your preferences.

Check the filters you have set

Region – Latin America ✕ Sector – Sovereign ✕ Status – Outstanding ✕ Type – International bonds ✕ Yield, % – from 5
 Foreign currency issuer rating – Max rating from M/S&P/F from BBB/BBB/Baa2 to AAA/AAA/Aaa ✕

Add/delete the columns

Visualize the bonds (on the yield map)

API Export to Excel Show all fields Move Columns Market Map

Export the table in .xls format

Prioritize the graphs

ISSUER	ISSUE	YIELD	STATUS	TYPE	YIELD, %	MARKET MAP	ADD
...
...
...
...
...
...
...

CUSTOMIZATION

Click on the underlined fields in order to sort ascending ↑ or descending ↓

BEFORE

<u>ISIN</u>	<u>INDICATIVE PRICE, %</u>	<u>INDICATIVE YIELD, %</u>	CURRENCY	SECTOR	MATURITY	CURRENT COUPON RATE, %	COUNTRY	G-SPREAD, BP	DURATION, DAYS	PLACEMENT AMOUNT	ISSUER
Aruba, 4.625%, 14sep2023, USD	99.59	5.936	USD	Sovereign	14/09/2023	4.625	Aruba	107.00	122	253,000,000	Aruba
Chile, 3.1%, 27jan2061, USD	66.67	5.164	USD	Sovereign	22/01/2061	3.100	Chile	141.52	6714	2,000,000,000	Chile
Chile, 3.1%, 7may2041, USD	77.39	5.088	USD	Sovereign	07/05/2041	3.100	Chile	135.40	4767	2,700,000,000	Chile

AFTER

<u>ISIN</u>	<u>INDICATIVE PRICE, %</u>	<u>INDICATIVE YIELD, %</u>	CURRENCY	SECTOR	MATURITY	CURRENT COUPON RATE, %	COUNTRY	G-SPREAD, BP	DURATION, DAYS	PLACEMENT AMOUNT	ISSUER
Colombia, 3.875%, 15feb2061, USD	55.54	7.522	USD	Sovereign	15/02/2061	3.875	Colombia	370.59	5133	1,300,000,000	Colombia
Mexico, 2.125%, 25oct2051, EUR	56.17	5.076	EUR	Sovereign	25/10/2051	2.125	Mexico	265.34	6767	800,000,000	Mexico
Peru, 3.23%, 28jul2121, USD	59.63	5.510	USD	Sovereign	28/07/2121	3.230	Peru	176.11	6763	1,000,000,000	Peru

MARKET MAP

visualize search results on the market map and analyze values in comparison.


Found: 96

Region — Latin America ✕ Sector — Sovereign ✕ Status — Outstanding ✕ Type — International bonds ✕ Yield, % — from 5 to 15 ✕

Foreign currency issuer rating — Max rating from M/S&P/F from BBB/BBB/Baa2 to AAA/AAA/Aaa ✕

ADD-IN API Export to Excel Show all fields Move Columns Market Map

ISSUE	ISIN	INDICATIVE PRICE, %	INDICATIVE YIELD, %	CURRENCY	SECTOR	MATURITY	CURRENT COUPON RATE, %	COUNTRY	G-SPREAD, BP	DURATION, DAYS	PLACEMENT AMOUNT	ISSUER
Aruba, 4.625% 14sep2023, USD	USN06537AD10	99.59	5.926	USD	Sovereign	14/09/2023	4.625	Aruba	98.54	123	253,000,000	Aruba
Chile, 3.1% 22jan2061, USD	US168863DQ81	66.90	5.145	USD	Sovereign	22/01/2061	3.100	Chile	139.04	6727	2,000,000,000	Chile
Chile, 3.1% 7may2041, USD	US168863DS48	77.41	5.085	USD	Sovereign	07/05/2041	3.100	Chile	138.32	4769	2,700,000,000	Chile
Chile, 3.25% 21sep2071, USD	US168863DU93	65.95	5.241	USD	Sovereign	21/09/2071	3.250	Chile	139.40	7005	1,000,000,000	Chile
Chile, 3.5% 15apr2053, USD	XS2327851874	76.06	5.125	USD	Sovereign	15/04/2053	3.500	Chile	119.57	6104	1,500,000,000	
Chile, 3.5% 25jan2050, USD	US168863DL94	76.57	5.184	USD	Sovereign	25/01/2050	3.500	Chile	125.19	5724	2,318,357,000	
Chile, 3.625% 30oct2042, USD	US168863BP27	82.16	5.143	USD	Sovereign	30/10/2042	3.625	Chile	132.95	4850	750,000,000	
Chile, 3.86% 21jun2047, USD	US168863CE60	82.78	5.175	USD	Sovereign	21/06/2047	3.860	Chile	131.46	5304	1,541,831,000	



Switch from table to chart in one click



MARKET MAP



change the parameter on the vertical axis

add a benchmark for comparison

Add benchmark

Print chart
 Download PNG image
 Download JPEG image
 Download PDF document
 Download SVG vector image

download the image for future reference

change the parameter on the horizontal axis

Duration, years
 Duration, years
 Modified duration
 Maturity, years
 Calculator

ISSUE PAGE

dive deeper into the key characteristics of an individual bond.

Navigation bar for quick access to sections

Download the info in .pdf format

International bonds: Mexico, 2.875% 8apr2039, EUR XS1974394758

Senior Unsecured, Callable

	BORROWER	ISSUE	STATUS	AMOUNT	PLACEMENT
M	Baa2 *	Baa2 *	Outstanding	1,428,855,000 EUR	13/01/2020
S&P	BBB *	BBB *			
F	BBB- *	BBB- *			

*in foreign currency

COUNTRY OF RISK	CURRENT COUPON	PRICE	YIELD / DURATION
Mexico	2.88%	73.865%	5.356% MATURITY / 12.38

Download Copy to clipboard Add to WL

Calculator [What is a calculator?](#)

Files

FINAL TERMS
[Final Terms](#)

PROSPECTUS
[Prospectus](#)

Add the bond to your Watchlist for monitoring

Bond Calculator

Download issue documents

BOND CALCULATOR

make calculations from price or yield to evaluate metrics.

1) Insert the required parameters

check the formulas we use in the Calculator

2) Receive the results

*available for exporting

Calculation results (for T+0 date)

YTM, %	5.3568	CY, %	3.8922
D to maturity, years	12.3754	ACI	267.81
NY, %	5.3568	SY, %	6.0945
ACY, %	5.5352	P excl. ACI, %	73.865
P incl. ACI, %	74.1328	P excl. ACI, in currency of issue	73,865
P incl. ACI, in currency of issue	74,132.81	Outstanding face value	100,000
Current coupon sum	2,880.77	The current coupon period, days	366
Number of days elapsed in the current coupon period	34	Number of days left till the next coupon payment	332
Years to maturity	15.9068	D to maturity, days	4,517.0382
MD to maturity	11.7462	PVBP to maturity, in currency of issue	0.0871
Conv to maturity	172.66		

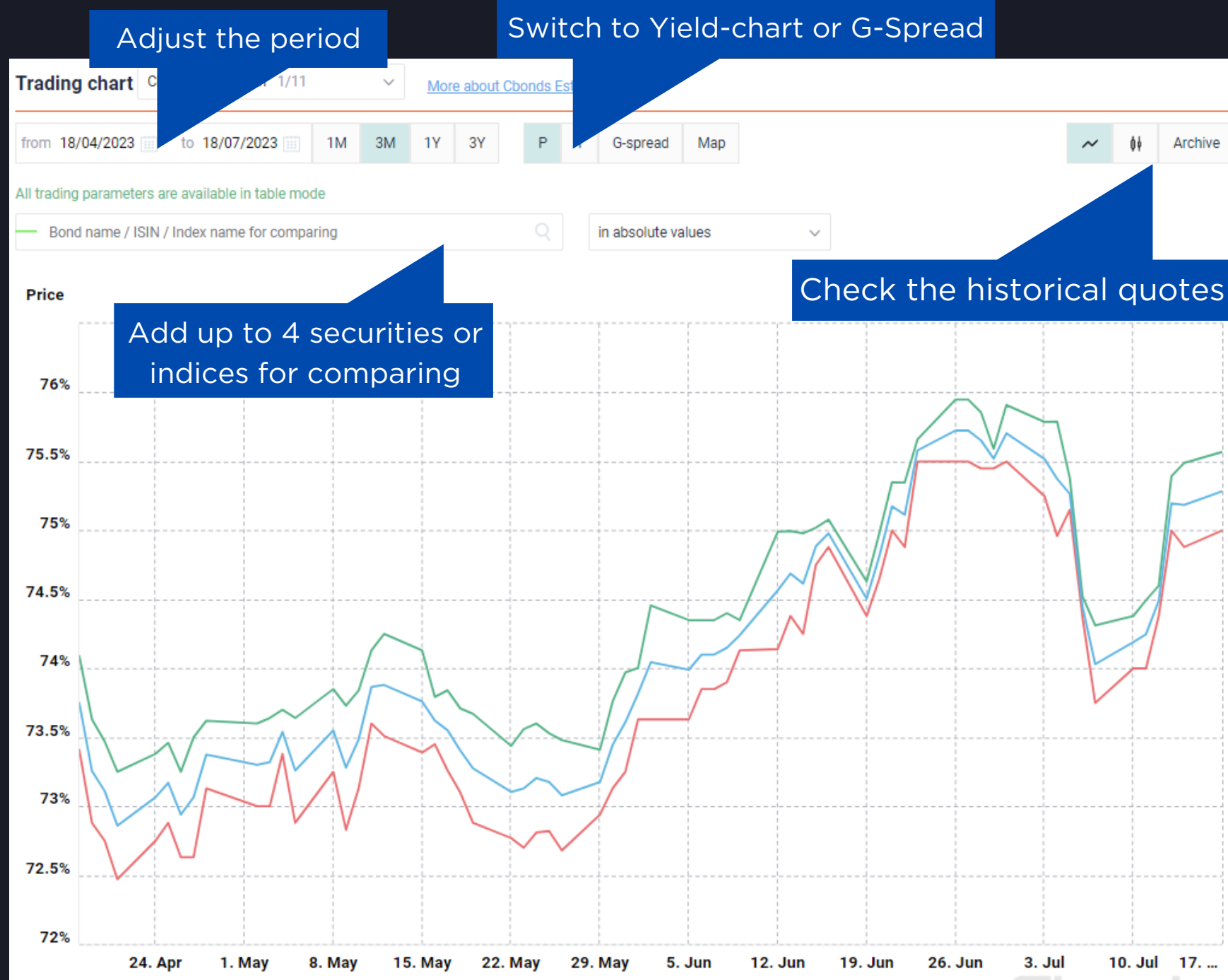
Hide ^

Export to Excel



TRADING CHART

analyze the dynamics and compare the values.



Change the Trading Ground

Export the required values in .xls format

Trading chart Dusseldorf SE 1/11 More about Cbonds Estimation

Found: 583 Show all fields

DATE	STOCK EXCHANGE	BID	ASK	INDICATIVE	YTM BID	YTM ASK	YTM INDICATIVE
19/07/2023 10:34:33	Dusseldorf SE	74.98	75.86	75.42	5.251	5.151	5.201
18/07/2023	Dusseldorf SE	74.85	75.78	74.85	5.265	5.16	5.265
17/07/2023	Dusseldorf SE	74.69	75.63	74.75	5.283	5.176	5.276
14/07/2023	Dusseldorf SE	74.77	75.71	74.77	5.273	5.166	5.273
13/07/2023	Dusseldorf SE	74.75	75.62	74.74	5.275	5.176	5.276
12/07/2023	Dusseldorf SE	73.99	74.9	73.99	5.362	5.257	5.362
11/07/2023	Dusseldorf SE	73.77	74.77	73.77	5.387	5.272	5.387
10/07/2023	Dusseldorf SE	73.69	74.55	73.57	5.396	5.297	5.41
07/07/2023	Dusseldorf SE	73.74	74.7	73.74	5.389	5.279	5.389
06/07/2023	Dusseldorf SE	73.81	74.74	73.9	5.381	5.274	5.37
05/07/2023	Dusseldorf SE	74.71	75.67	74.71	5.277	5.168	5.277
04/07/2023	Dusseldorf SE	74.96	75.89	74.96	5.248	5.143	5.248
03/07/2023	Dusseldorf SE	75.01	76.01	75.14	5.242	5.13	5.227
30/06/2023	Dusseldorf SE	75.05	75.97	75.03	5.237	5.133	5.239

from 13/04/2021 to 19/07/2023 Export to Excel ADD-IN API

HISTORICAL QUOTES

look through the historical data on the bond in the archive.

Click on the "Show all fields" button in order to see more parameters:

Trading chart Cbonds Estimation 1/11 [More about Cbonds Estimation](#)

Found: 64 Show all fields

DATE	STOCK EXCHANGE	BID	ASK	INDICATIVE	YTM BID	YTM ASK	YTM INDICATIVE	YTC BID
	Hide	Hide	Hide	Hide	Hide	Hide	Hide	Hide
18/07/2023	Cbonds Estimation	75.15	75.65	75.4	5.231	5.174	5.215	
17/07/2023	Cbonds Estimation	75	75.57	75.285	5.248	5.183	5.215	
14/07/2023	Cbonds Estimation	74.88	75.49	75.185	5.26	5.191	5.226	
13/07/2023	Cbonds Estimation	75	75.393	75.1965	5.246	5.202	5.224	
12/07/2023	Cbonds Estimation	74.38	74.6	74.49	5.317	5.292	5.304	
11/07/2023	Cbonds Estimation	74	74.495	74.2475	5.36	5.303	5.332	
10/07/2023	Cbonds Estimation	74	74.38	74.19	5.36	5.316	5.338	
07/07/2023	Cbonds Estimation	73.75	74.311	74.0305	5.388	5.323	5.356	
06/07/2023	Cbonds Estimation	74.37	74.522	74.446	5.316	5.299	5.307	
05/07/2023	Cbonds Estimation	75.15	75.38	75.265	5.227	5.201	5.214	
04/07/2023	Cbonds Estimation	74.96	75.79	75.375	5.248	5.155	5.201	
03/07/2023	Cbonds Estimation	75.25	75.788	75.519	5.215	5.154	5.185	
30/06/2023	Cbonds Estimation	75.5	75.91	75.705	5.186	5.14	5.163	
29/06/2023	Cbonds Estimation	75.45	75.592	75.521	5.191	5.175	5.183	

from 19/04/2023 to 19/07/2023 [Export to Excel](#) [ADD-IN cbonds add-in](#) [API bond data api](#)

- CY Last
- CY Close
- Yield Indicative
- Indicative yield type
- ACI
- D to maturity, days
- D to Call, days
- D Indicative, days
- MD to maturity
- MD to Call
- MD Indicative
- Years to maturity
- Years to Call
- Conv to maturity
- Conv to Call
- PVBP to maturity
- PVBP to Call
- Volume of transactions in monetary units at par
- Volume of transactions in securities
- Turnover
- Number of deals
- G-spread

VOLUMES AND TURNOVER ARE AVAILABLE FOR DISPLAYING!

QUOTES

get updated prices from reliable sources.

Bid

Ask

Ind

a) Intraday quotes (15 minutes delay) are marked in green:

Hannover SE	15/05/2023 11:49	73.4800	74.4300	73.9550	5.402	5.293	5.347
Berlin Exchange	15/05/2023 11:44	73.4000	74.3900	73.8950	5.411	5.298	5.354
Hamburg S.E.	15/05/2023 11:44	73.4600	74.4400	73.9500	5.404	5.292	5.348
Munich SE	15/05/2023 11:38	73.4000	74.3900	73.8950	5.411	5.298	5.354
Dusseldorf SE	15/05/2023 11:34	73.4000	74.3600	73.8800	5.411	5.301	5.356
Frankfurt S.E.	15/05/2023 11:22	73.3700	74.1900	73.7800	5.415	5.320	5.367

b) End-of-the-day quotes are provided by Stock Exchanges and market participants:

Hamburg S.E.	12/05/2023	73.4500	74.2800	73.5000	5.405	5.309	5.399
Hannover SE	12/05/2023	73.4500	74.2800	73.5100	5.405	5.309	5.398
Luxembourg S.E.	12/05/2023			73.9860			5.343
Munich SE	12/05/2023	73.3100	74.6600	73.4400	5.421	5.266	5.406
Stuttgart Exchange	12/05/2023	73.5100	74.4200	73.4600	5.398	5.293	5.403
Anonymous participant 42	12/05/2023	73.4500	74.2800		5.400	5.310	



CBONDS ESTIMATION

obtain Cbonds indicative quotes on a daily basis.



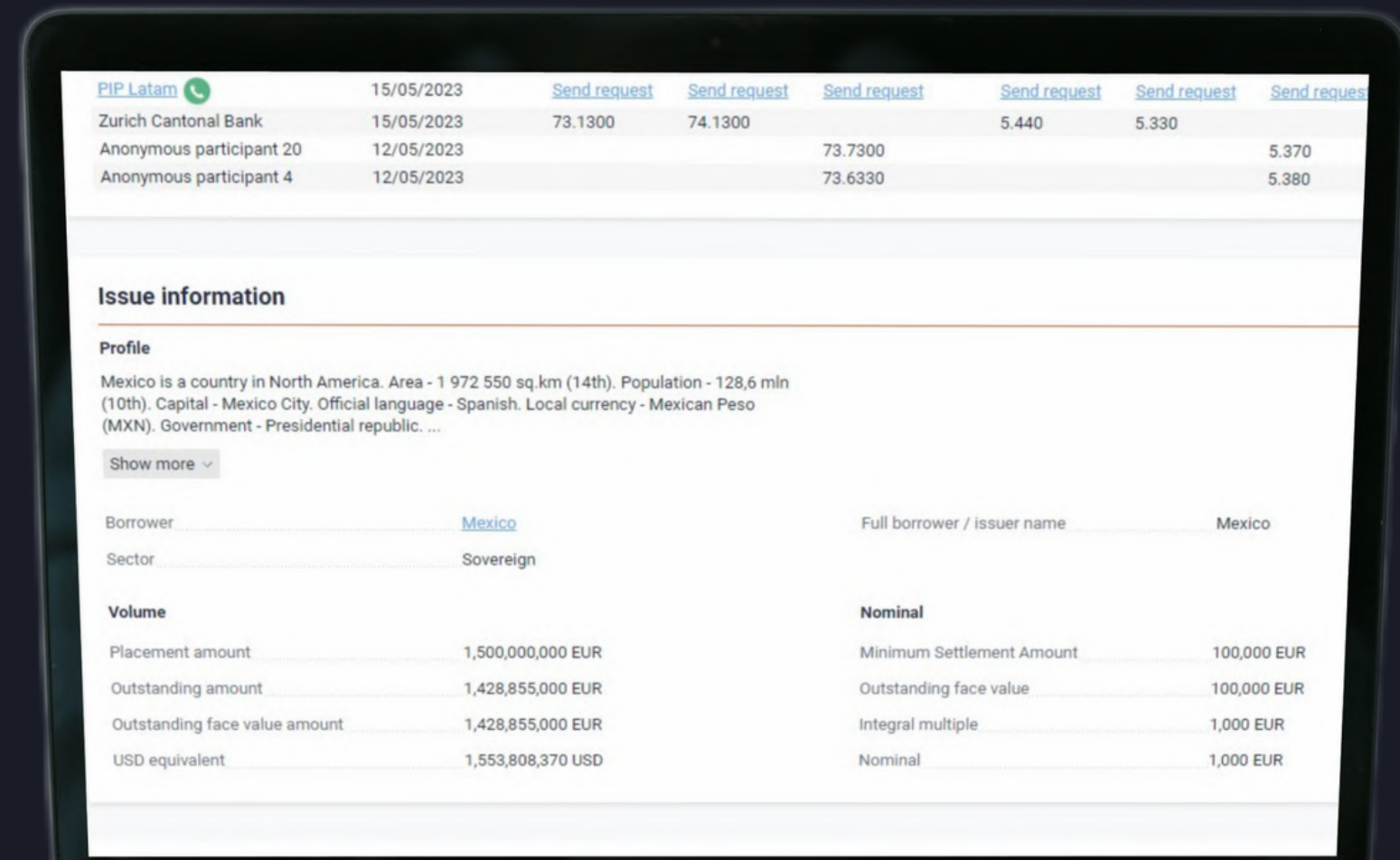
Always located at the top of the quotes block:

Stock exchange and CFC quotes

EXCHANGE/ MARKET PARTICIPANT	DATE AND TIME (UTC+3)	BID	ASK	INDICATIVE PRICE ?	YTM BID ?	YTM ASK ?
Cbonds Estimation ?	14/06/2023	74.2500	74.9800	74.6150	5.323	5.240
Mittel	18 Jan.					
Forum	1 Feb.					

ISSUE INFORMATION

look over the basic data on a bond.




Click on the name of the issuer in order to see more details (bond debt, issuer map, reports, etc.)

Show more ▾

Borrower [Mexico](#)

Sector Sovereign

Mexico bonds



COUNTRY NAME Mexico	CREDIT RATINGS in foreign currency M/S&P/F Baa2 / BBB / BBB-	BOND DEBT 523,727 mln USD
------------------------	--	-------------------------------------

Volume and Nominal are always at hand!

Volume

Placement amount	1,500,000,000 EUR
Outstanding amount	1,428,855,000 EUR
Outstanding face value amount	1,428,855,000 EUR
USD equivalent	1,604,375,548 USD

Nominal

Minimum Settlement Amount	100,000 EUR
Outstanding face value	100,000 EUR
Integral multiple	1,000 EUR
Nominal	1,000 EUR

CASH FLOW

keep track of coupon payments.

Cash flow parameters

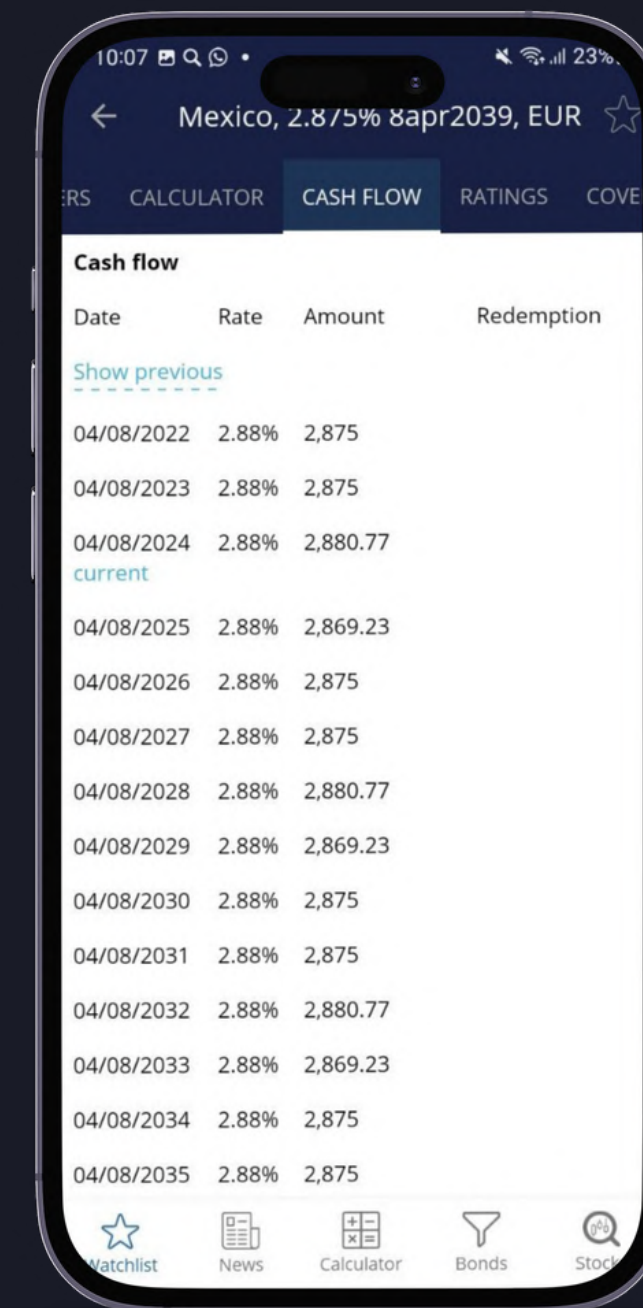
Coupon Rate	2.875%	Coupon frequency	1 time(s) per year
Day count fraction	Actual/Actual (ISDA)	Redemption price	100%
Business Day Convention	Following Business Day	Maturity date	08/04/2039
Interest Accrual Date	08/04/2019		

Cash flow

Calculations for international bonds are made according to the minimum trading lot

Nº	END OF COUPON PERIOD	ACTUAL PAYMENT	COUPON, %	COUPON PAYMENT AMOUNT, EUR
2	08/04/2021	08/04/2021	2.875	2,869.23
3	08/04/2022	08/04/2022	2.875	2,875
4	08/04/2023	10/04/2023	2.875	2,875
5	08/04/2024	08/04/2024	2.875	2,880.77
6	08/04/2025	08/04/2025	2.875	2,869.23
7	08/04/2026	08/04/2026	2.875	2,875
8	08/04/2027	08/04/2027	2.875	2,875

 Export to Excel



EARLY REDEMPTION TERMS

be aware of Put/Call options.

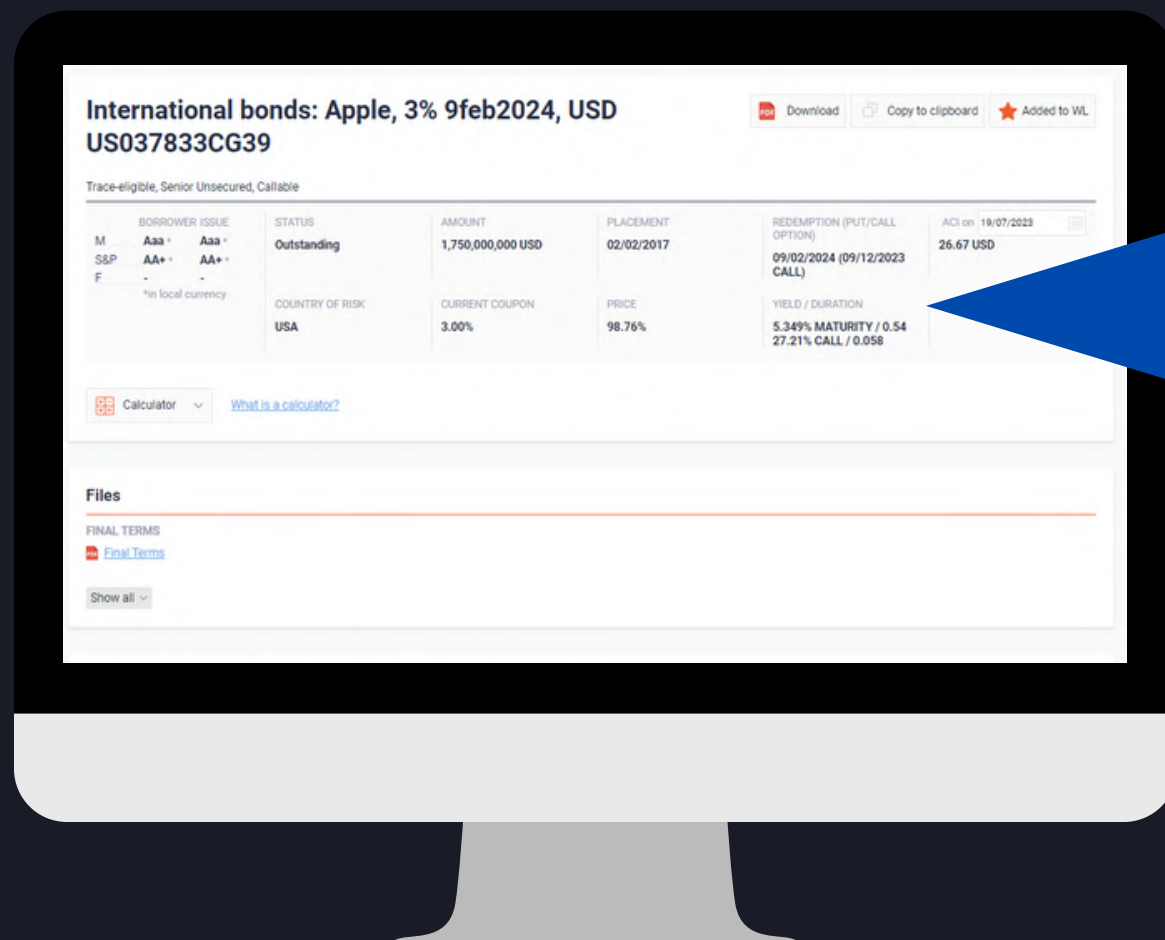
See the details of an option including type, date and price:

Early redemption terms

DATE	OPTION TYPE	OPTION TYPE	BENCHMARK SPREAD, B.P.	PRICE	REPURCHASED AMOUNT AT PAR, MLN
08/04/2019 - 08/04/2039	call	Make-Whole Call	40.00		
14/01/2021	debt repurchase			110.588%	71.145

Hide ^

YTC and YTM is displayed at the top of the Issue Page:



PLACEMENT 02/02/2017	REDEMPTION (PUT/CALL OPTION) 09/02/2024 (09/12/2023 CALL)	ACI on 19/07/2023 26.67 USD
PRICE 98.76%	YIELD / DURATION 5.349% MATURITY / 0.54 27.21% CALL / 0.058	

RATINGS

see the current ratings or check the history.

Ratings

Current History

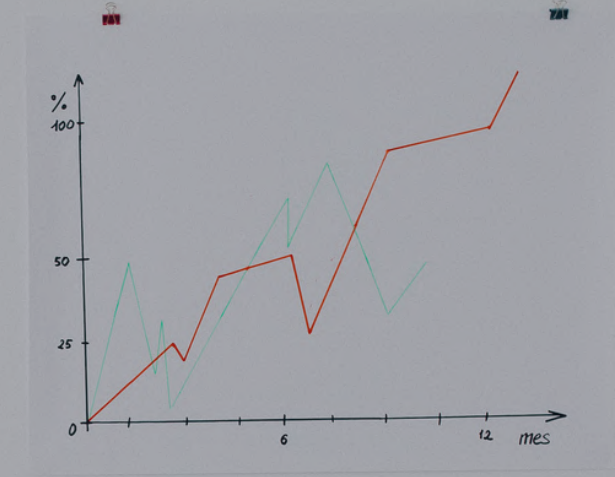
Show drawn ratings

Issue ratings

AGENCY	RATING / FORECAST	SCALE	DATE
Moody's Investors Service	Baa2	LT- foreign currency	08/07/2022
S&P Global Ratings	BBB	Foreign Currency LT	16/03/2023
Fitch Ratings	BBB-	LT Int. Scale (foreign curr.)	18/11/2022
DBRS Limited	BBB	Long-Term Foreign Currency - Issuer Rating	06/05/2022

Borrower rating

AGENCY	RATING / FORECAST	SCALE	DATE
Moody's Investors Service	Baa2 / Stab.	LT- foreign currency	08/07/2022
Moody's Investors Service	Baa2 / Stab.	LT- local currency	08/07/2022
S&P Global Ratings	BBB+ / Stab.	Local Currency LT	16/03/2023



Current History

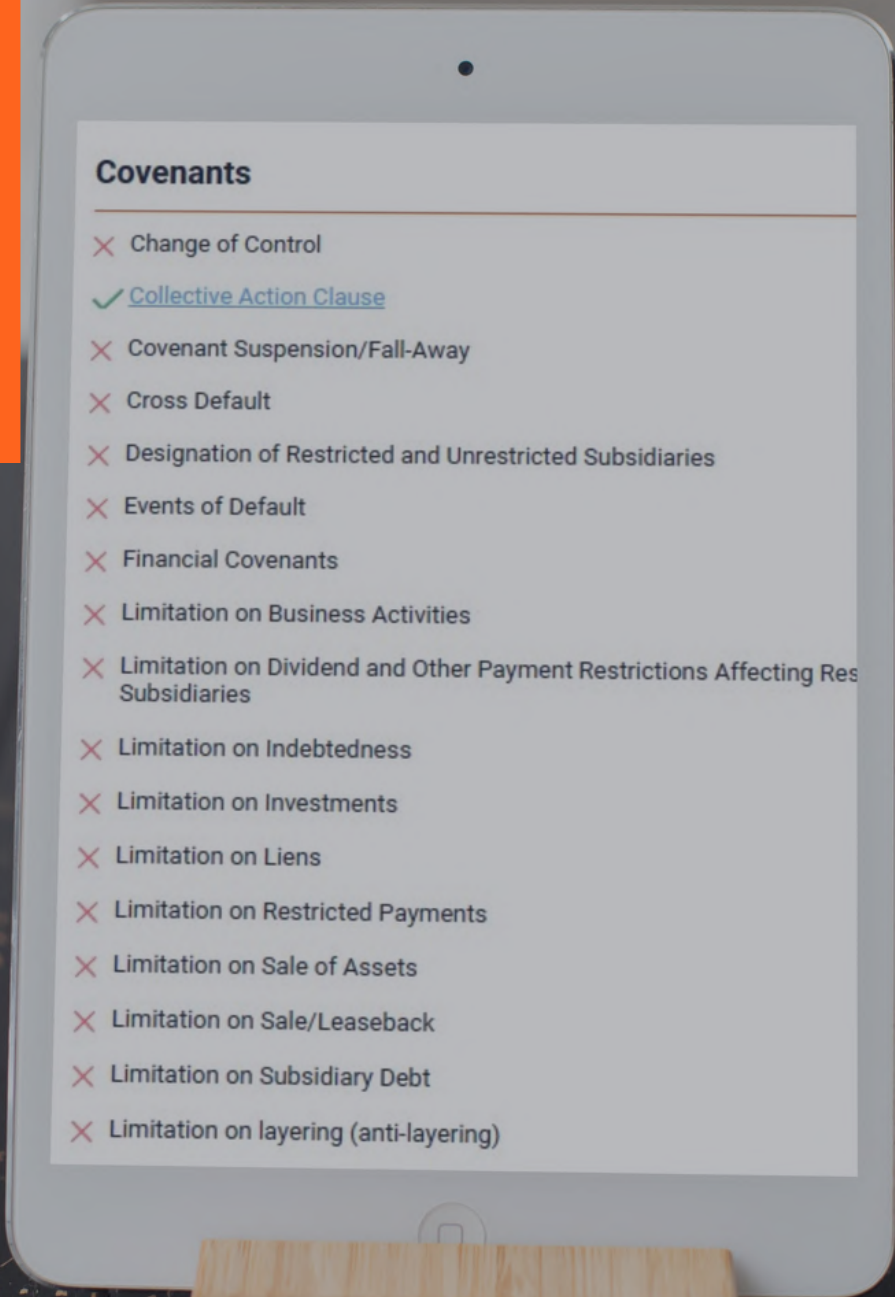
Issue rating

AGENCY	RATING / FORECAST	SCALE	DATE
Moody's Investors Service	Baa2	LT- foreign currency	08/07/2022
Moody's Investors Service	Baa1	LT- foreign currency	29/04/2021
Moody's Investors Service	Baa1	LT- foreign currency	17/04/2020
Moody's Investors Service	A3	LT- foreign currency	05/06/2019



COVENANTS

Don't waste your time to analyze Prospectuses - we have already done it for you!



Covenants

- ✗ Change of Control
- ✓ [Collective Action Clause](#)
- ✗ Covenant Suspension/Fall-Away

Click on the hyperlink in the "Covenants" section

Get on the page of the Prospectus which contains the information

- contain "collective action clauses" under which Mexico may amend certain key terms of the notes, including the maturity date, interest rate and other terms, with the consent of less than all of the holders of the notes.

Terms of the 2019 notes

The 2019 notes

- were issued on April 8, 2019 in an aggregate principal amount of \$1,000,000,000
- will mature on April 8, 2026

WATCHLIST

**get a comprehensive view
of your portfolio**

<https://cbonds.com/watchlist>

WATCHLIST

get a comprehensive view of your portfolio by tracking changes in values on a daily basis.

TOP FEATURES:

- ✓ **PRICE & YIELD CHANGES**
- ✓ **NOTIFICATIONS & ALERTS**
- ✓ **UP TO 250 BONDS, STOCKS, INDICES TO MONITOR**
- ✓ **HISTORICAL DATA**
- ✓ **EVENT CALENDAR**
- ✓ **EXPORT IN **XLS** FORMAT**

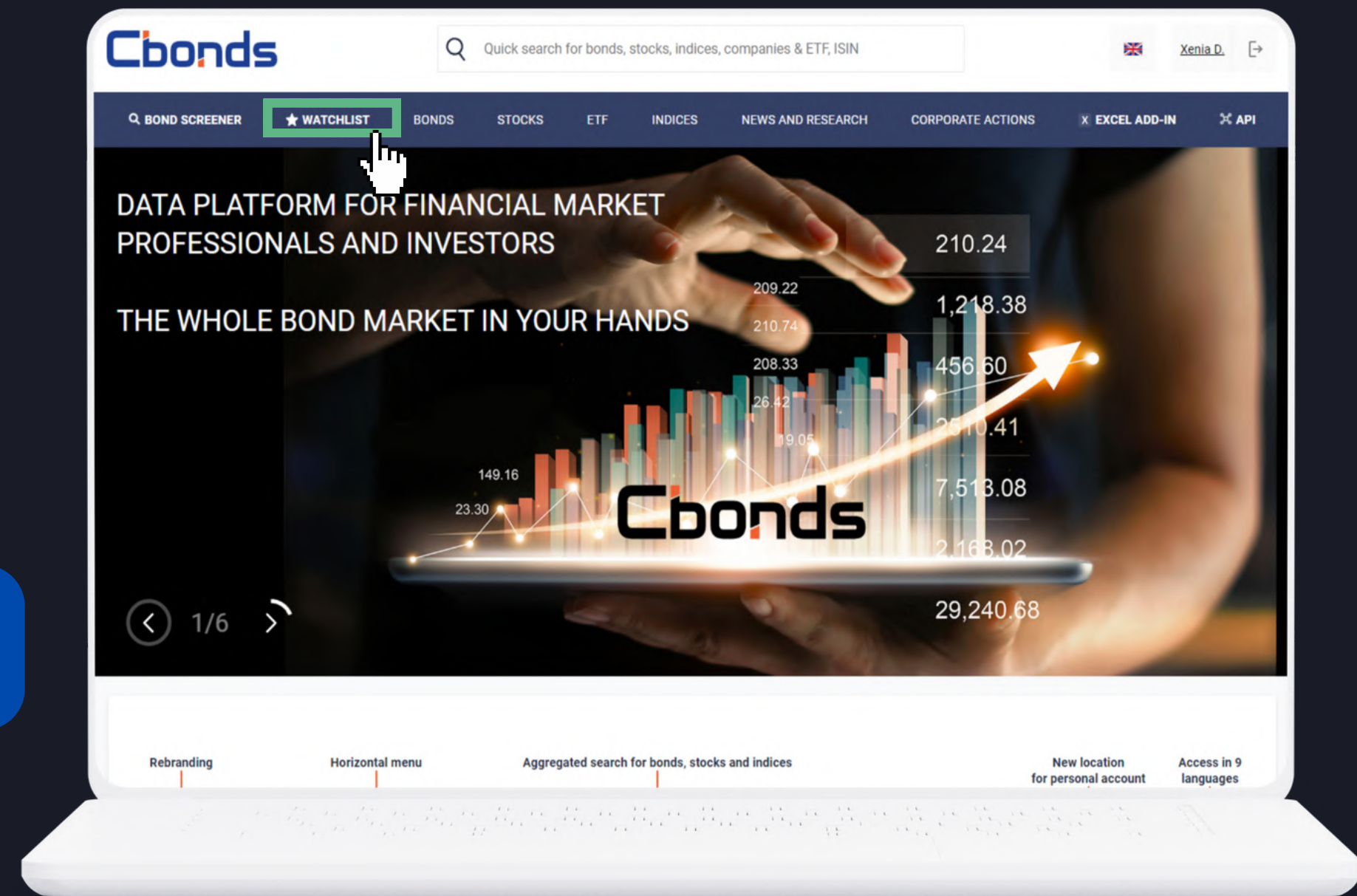
<https://cbonds.com/watchlist>

HOW TO USE IT?

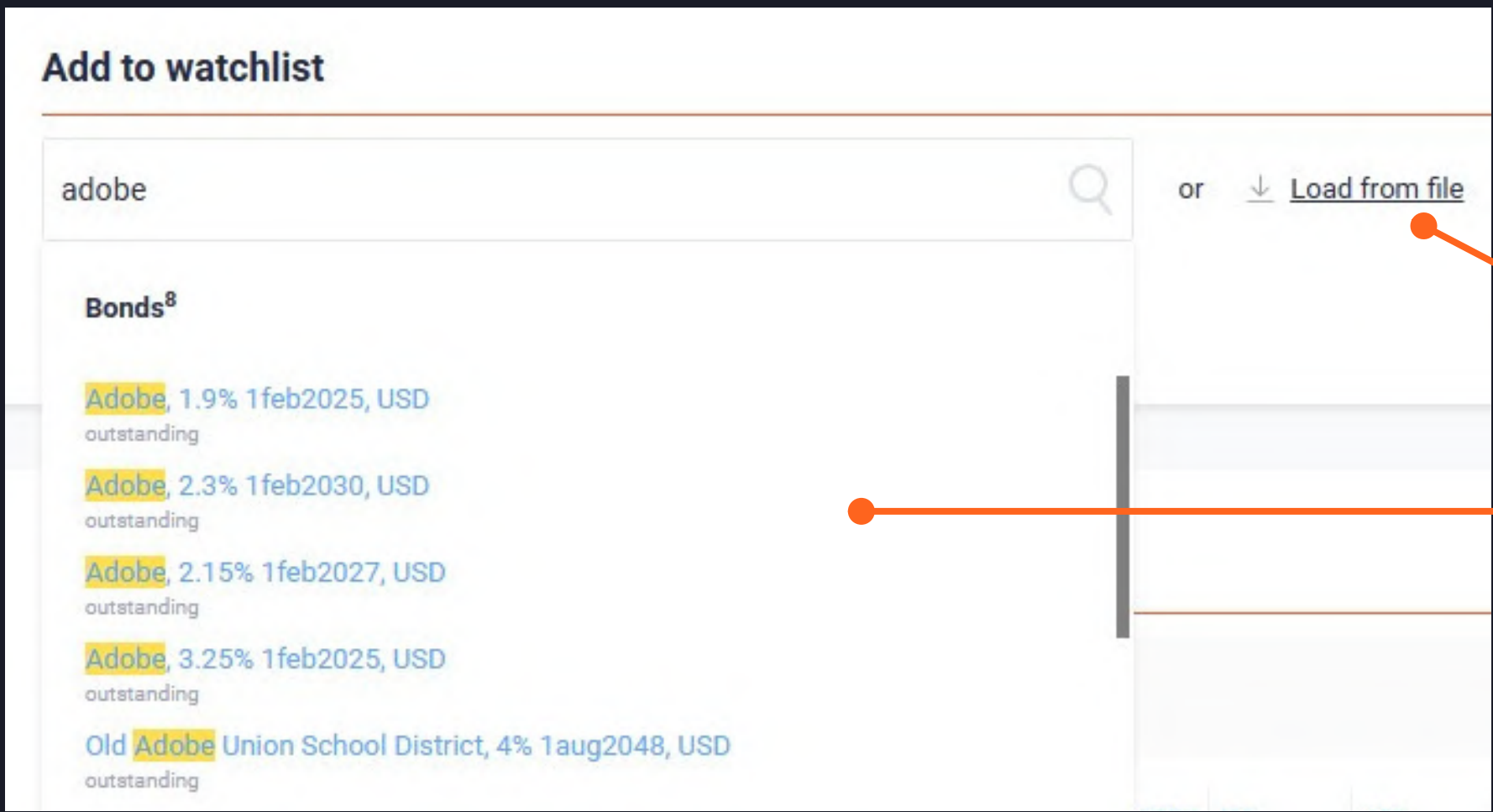
"I have a list of bonds which I would like to track on a daily basis..."



1) Go to the Watchlist section



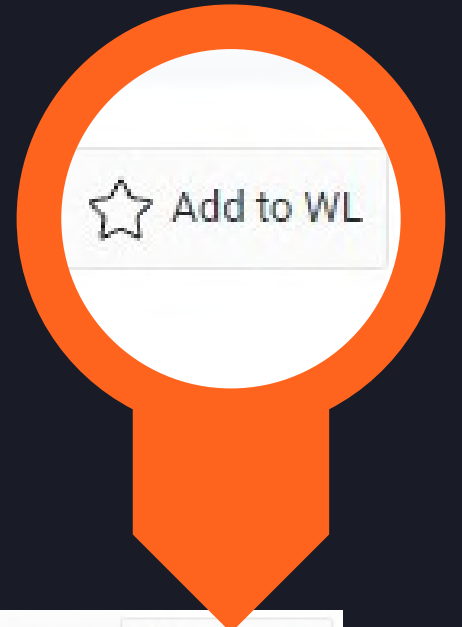
2) Add bonds in any convenient way:



a) Directly in Watchlist:

uploading a file with your ISINs

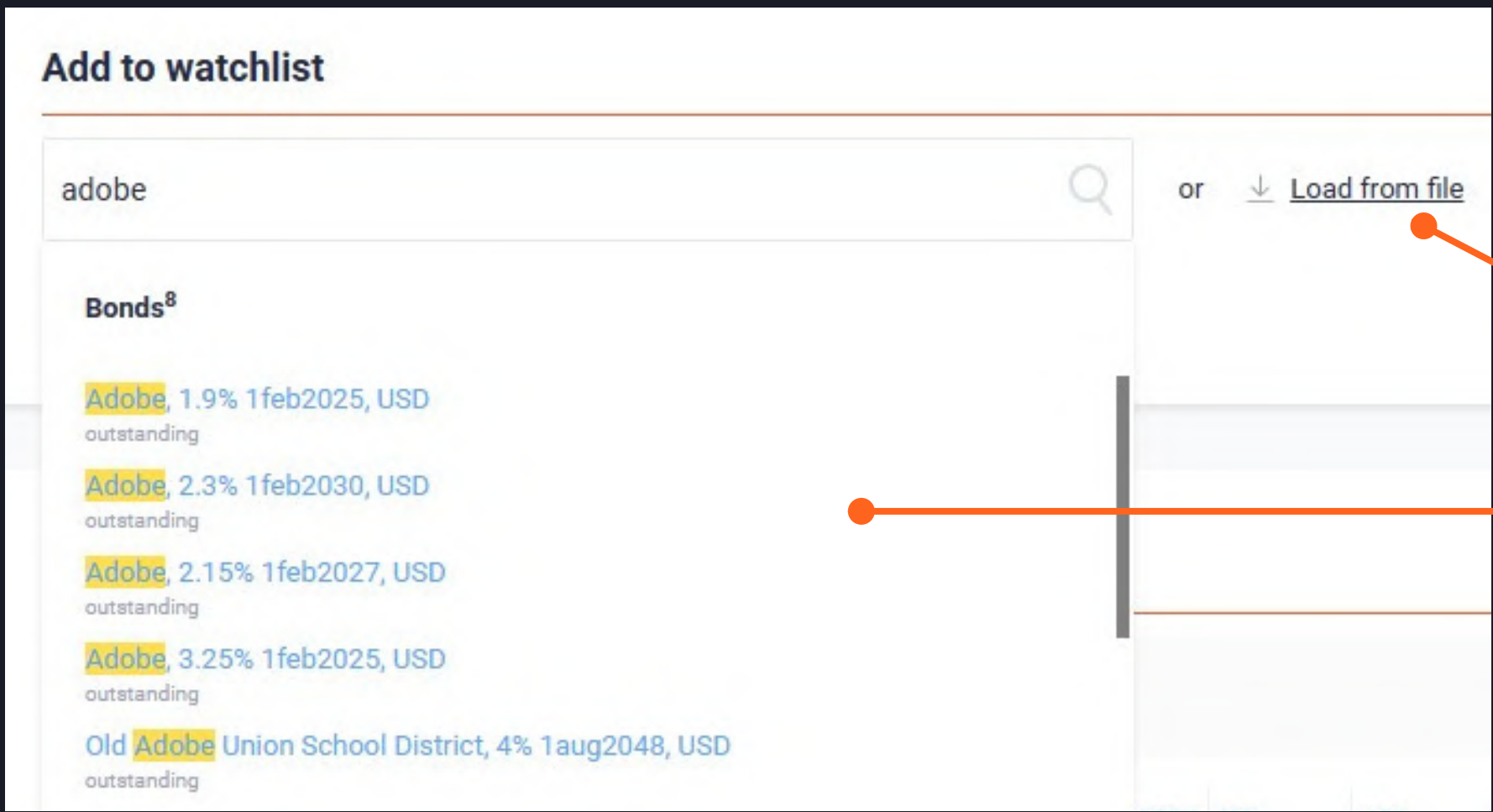
performing a quick search



b) From the Issue Page



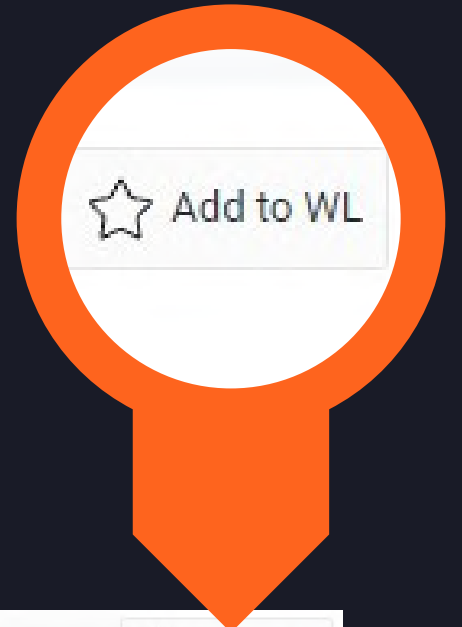
2) Add bonds in any convenient way:



a) Directly in Watchlist:

uploading a file with your ISINs

performing a quick search



b) From the Issue Page



3) Customize your portfolio up to your demands!

Bonds Add to watchlist 12/07/2023 <> Move Columns Show all fields Export to Excel

change the date to upload historical values

prioritize the parameters

leave only the relevant columns

Tick some bonds in order to create separate groups

- Outstanding
- Outside groups
- Abu Dhabi Islamic Bank, 7.125% perp., USD
- Air Canada, 3.875% 15aug2026, USD
- Air Canada, 3.875% 15aug2026, USD
- Albania, 3.5% 23nov2031, EUR

Selected: 4

Remove Add issues to the group Cancel

QUANTITY	ISSN	DURATION	BD	PRICE	CHANGE	YIELD CHANGE, BP	NEAREST COUPON DATE	DATE		
	XS1870373443	69	99.25	100.5	99.875	-0.13 ↓	71.278 ↑	20/09/2023	4,433.33	
				04	90.875	0.14 ↑	-5.119 ↓	15/08/2023	15/08/2026	31.65
				82	92.815	0.50 ↑	-19.342 ↓	15/08/2023	15/08/2026	31.65
				25	83.125	0.02 ↑	-0.275 ↓	23/11/2023	23/11/2031	2,215.07
		591	82.14	83.26	82.14	0.12 ↑	-2.057 ↓	23/11/2023	23/11/2031	2,215.07
		466	93.78	94.15	93.88	0.52 ↑	-14.112 ↓	13/11/2023	13/11/2027	9.83

HOW TO LOAD FROM FILE?

Save your time by adding a list of bonds in a moment!

1

Click on "Load from file"
in Watchlist

2

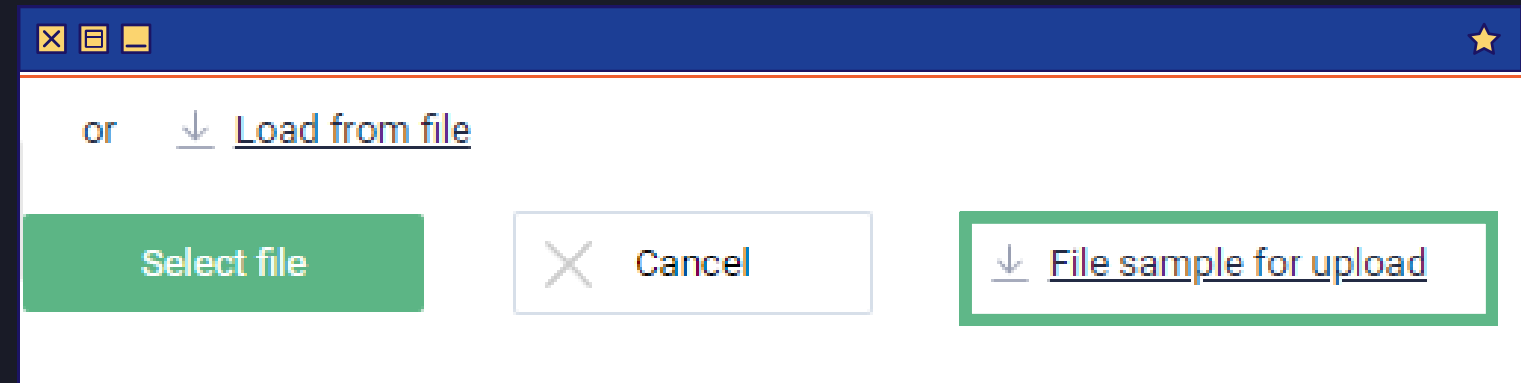
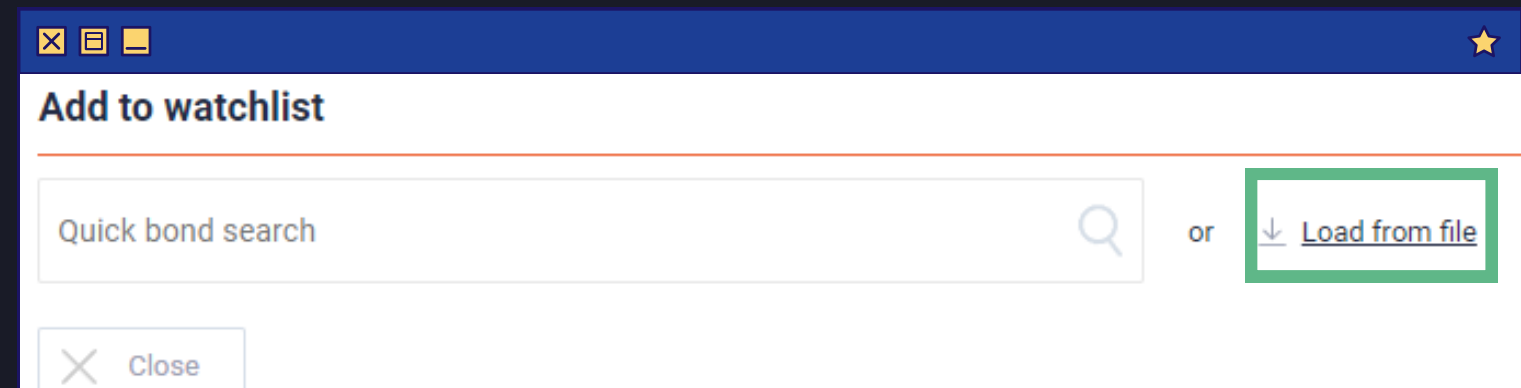
Download the sample
for upload

3

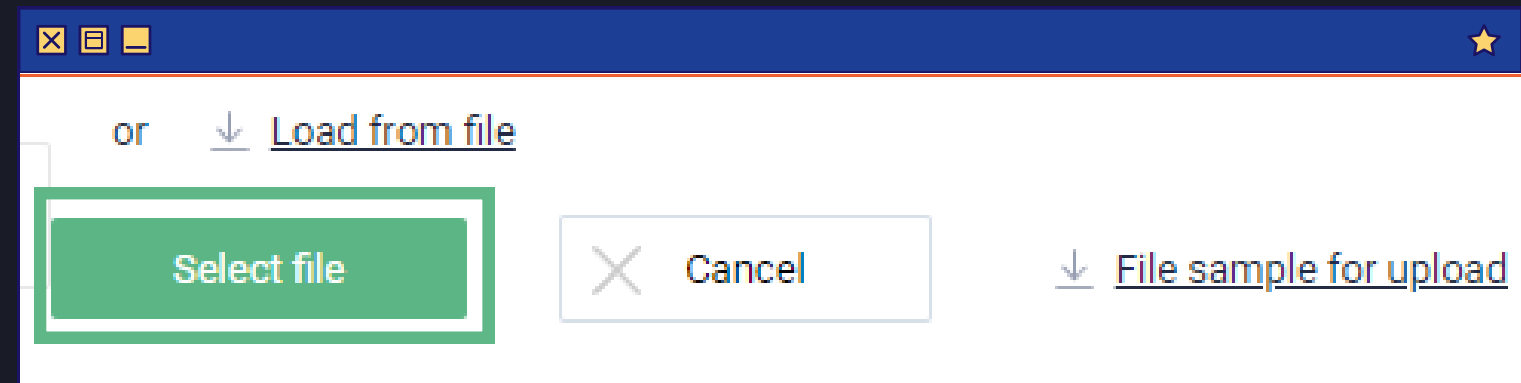
Customize the table
accordingly

4

Select the configured
file and upload



	A	B	C	D
1	Identifiers	Trading platform (id)	Quantity	Group
2	DE000DB7XLQ3	20		Deutsche Bank
3	DE000DB7XLQ3	4		Deutsche Bank
4	USP9028NAV30	237		



NOTIFICATIONS

stay tuned with your portfolio.

1) Click on the "Set notification" button and choose the best way to receive the news:

Notification stored for 30 days

No new notifications

Alerts set in the "Bonds" block are displayed here 

Set notification



Notification stored for 30 days

Email addresses for receiving notifications, several emails can be separated by commas

Enter email

Send notifications via Telegram
You need to link Telegram in [My Account](#)

by email

via Telegram

2) Opt for the most interesting events and save:

Which events I would like to track

Coupon payment for 7 days before event

Put / Call options 7 days before the option period, option period and option day

Amortization 7 days before event

Redemption 7 days before event

News about issuer ratings
Notifications are sent 4 times a day

News about published issuer's financial statements

News about new bond issues of Watchlist issuers added to Cbonds database

Default/Technical default

Save



ALERTS



pick the best moment to buy or to sell.

1) Choose the bond from your list for which you would like to receive an alert:

<input type="checkbox"/>	Air Canada, 3.875% 15aug2026, USD			USC01026BC38	1,096	91.44	94.44	91.305	0.23 ↑	-8.007 ↓	15/08/2023	15/08/2026
<input type="checkbox"/>	Air Canada, 3.875% 15aug2026, USD			USC01026BC38	1,096	91.44	94.44	91.305	0.23 ↑	-8.007 ↓	15/08/2023	15/08/2026

2) Click on the "bell" icon:

<input type="checkbox"/>	Air Canada, 3.875% 15aug2026, USD			26BC38	1,096	91.44	94.44	91.305	0.23 ↑	-8.007 ↓	15/08/2023	15/08/2026
<input type="checkbox"/>	Air Canada, 3.875% 15aug2026, USD			USC01026BC38	1,096	91.44	94.44	91.305	0.23 ↑	-8.007 ↓	15/08/2023	15/08/2026

3) Adjust the parameters and save the changes:

Air Canada, 3.875% 15aug2026, USD ✕

Price
 Yield

% of face value

EXCEL ADD-IN

**plugin to get the bond data via
formulas directly in Excel**

<https://cbonds.com/addin>

A solid orange vertical bar is located in the bottom right corner of the slide.

EXCEL ADD-IN

plugin to get the bond data via formulas directly in Excel.

TOP FEATURES:

- ✓ **GETTING DATA USING FORMULAS**
- ✓ **FREEDOM OF CUSTOMIZATION**
- ✓ **ALREADY-MADE TEMPLATES**
- ✓ **HISTORICAL DATA**
- ✓ **STOCKS, INDICES, ETFs**
- ✓ **AVAILABLE FOR WINDOWS AND OFFICE 365**

<https://cbonds.com/addin/>

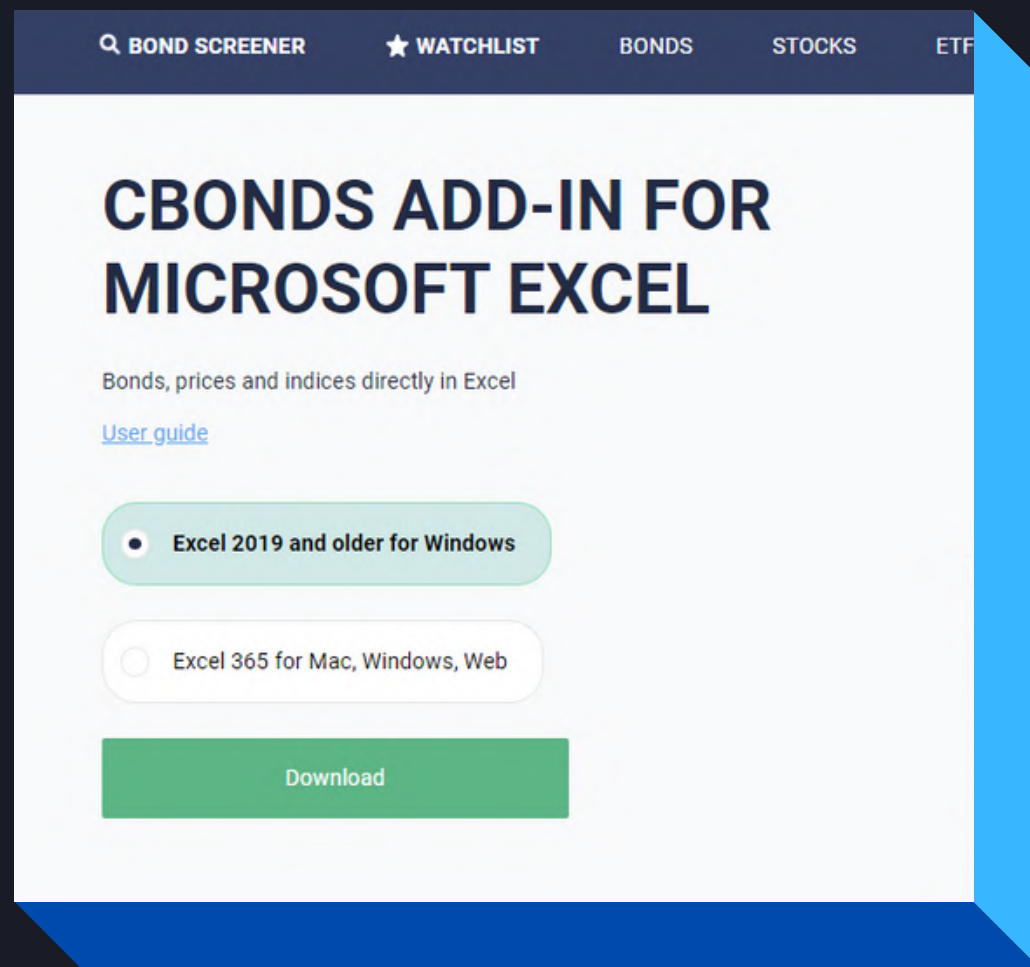
WHERE TO START?

straightforward instruction for launching the add-in.

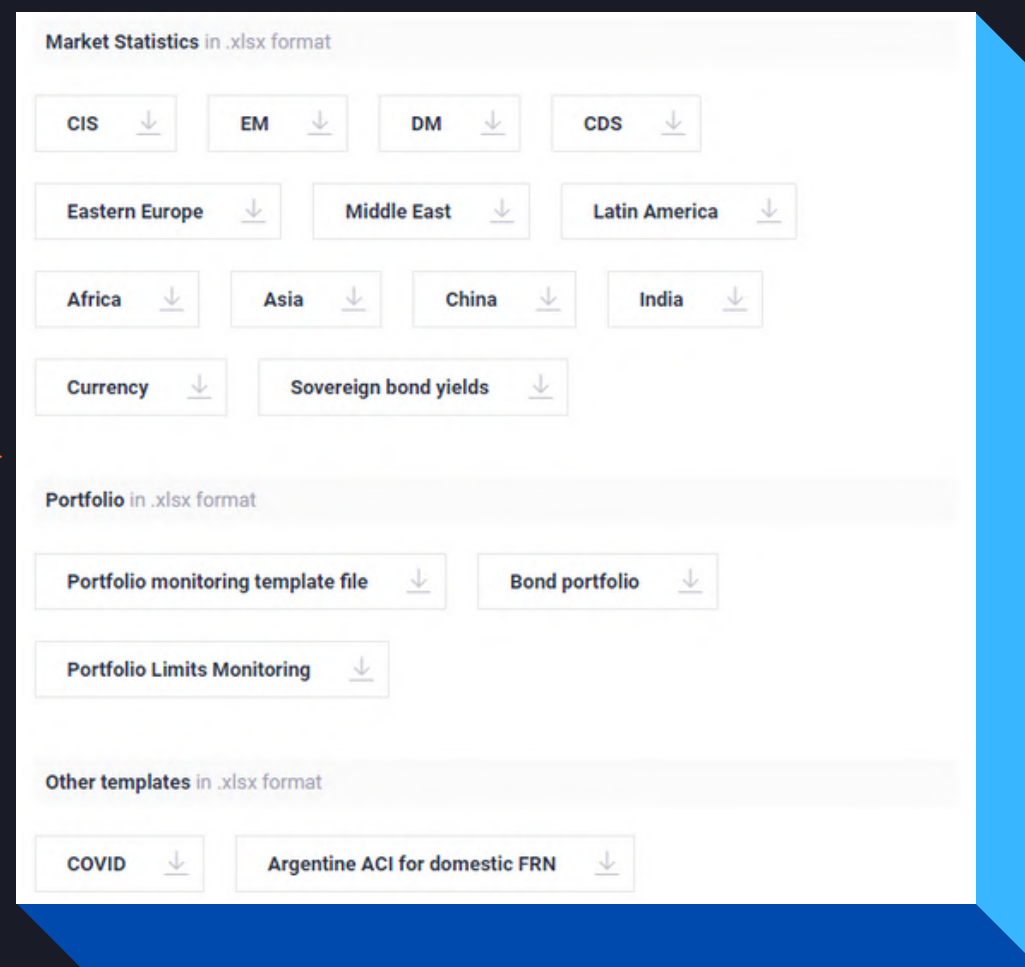
Step 1. Choose your version of Excel and install the plugin;



Step 2. Opt for a template to try out the add-in;



Step 3. Customize and start working!



MOBILE APPLICATION

Cbonds data vendor in your pocket

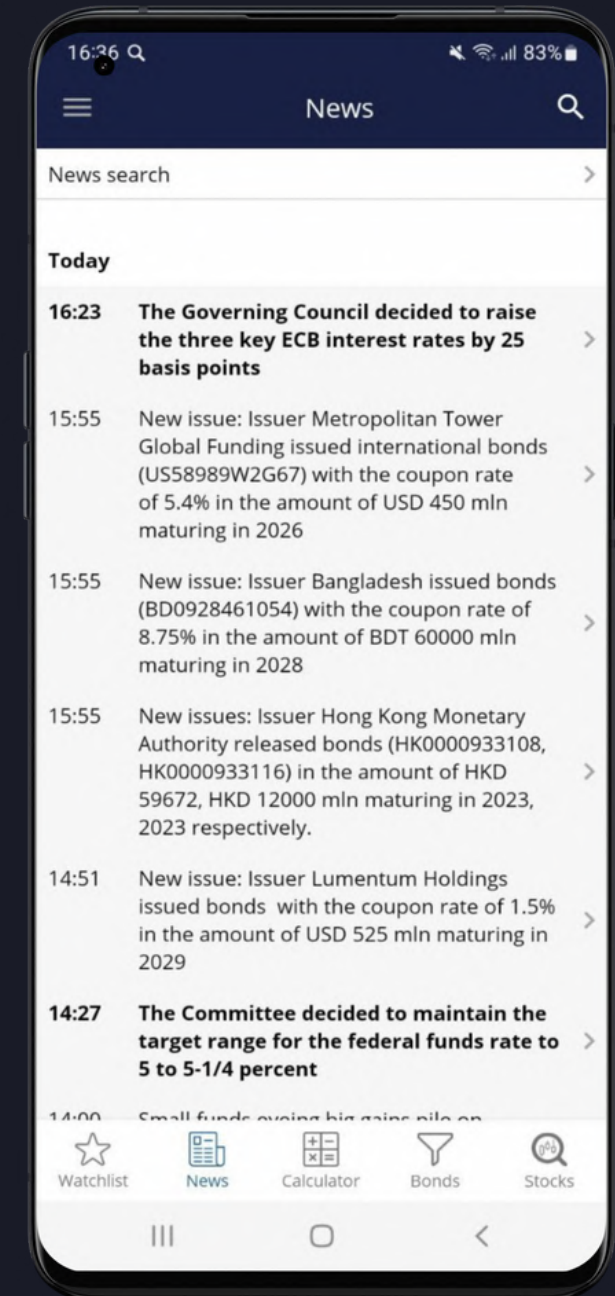
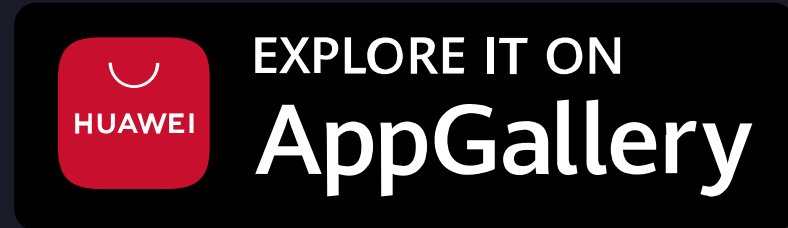
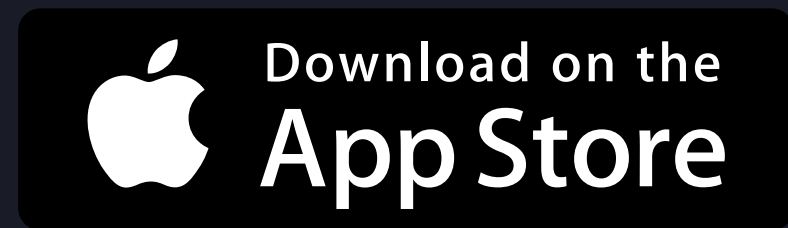
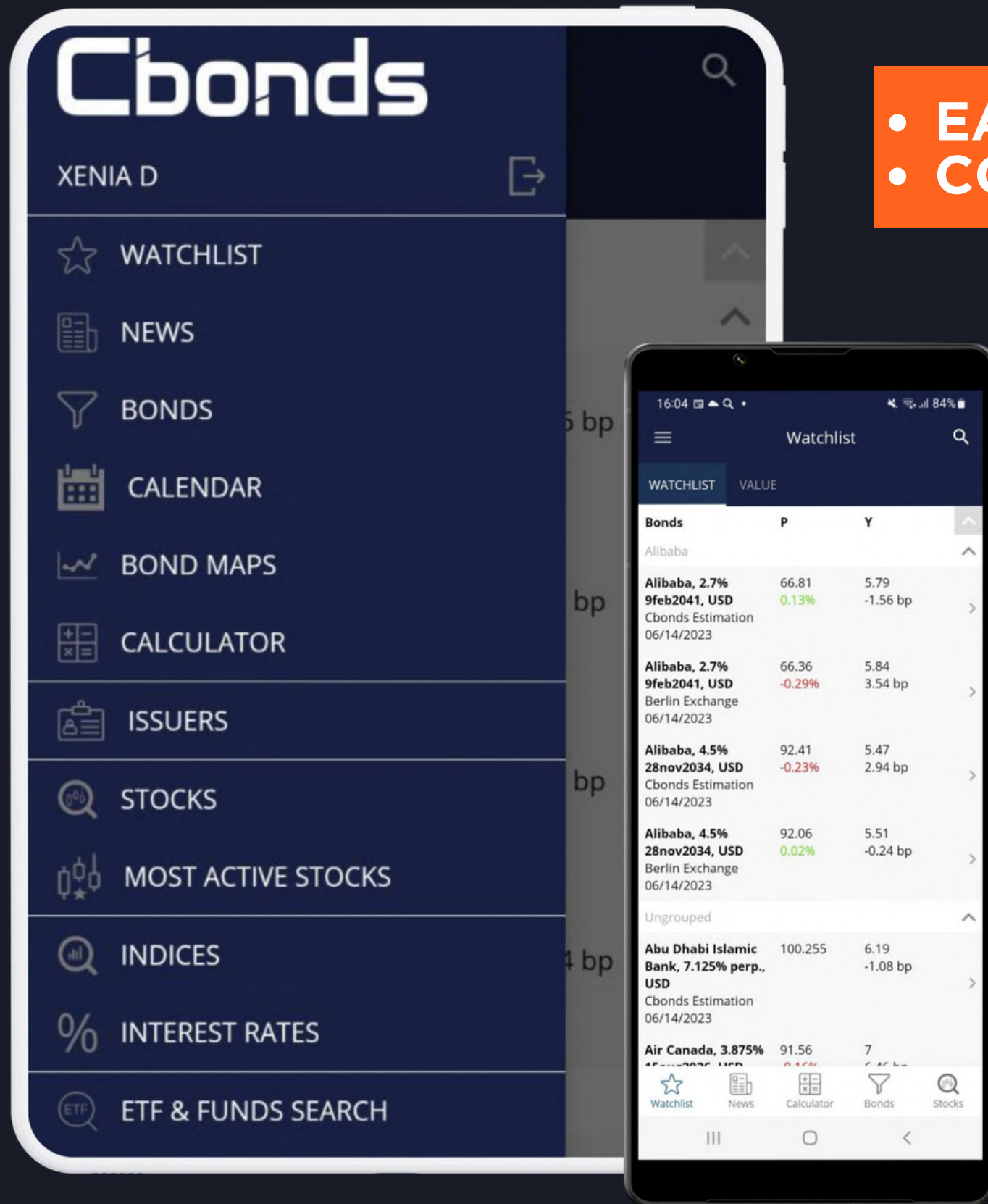
<https://cbonds.com/mobile/>

MOBILE APPLICATION

Cbonds data vendor in your pocket.

- EASY-TO-USE
- COMPATIBLE WITH TABLETS

WATCHLIST
NEWS
BOND SEARCH
STOCK SEARCH, ETC.



WHAT ELSE?

**other features within the Cbonds
platform**

WHAT ELSE?

See what data can be obtained as part of Cbonds subscription:

STOCKS	ETF	INDICES	NEWS AND RESEARCH	CORPORATE ACTIONS
Stock Search Dividend Calendar	ETF & Funds Search	Index Search Create Index Country Snapshots Currency pairs Macroeconomics Central bank rates Commodities	Market News Research Hub Glossary Cbonds for Media	All Corporate Actions Defaults Rating Actions New Bond Issues Call / Put Options Government Bond Auctions Dividend Calendar

Stocks

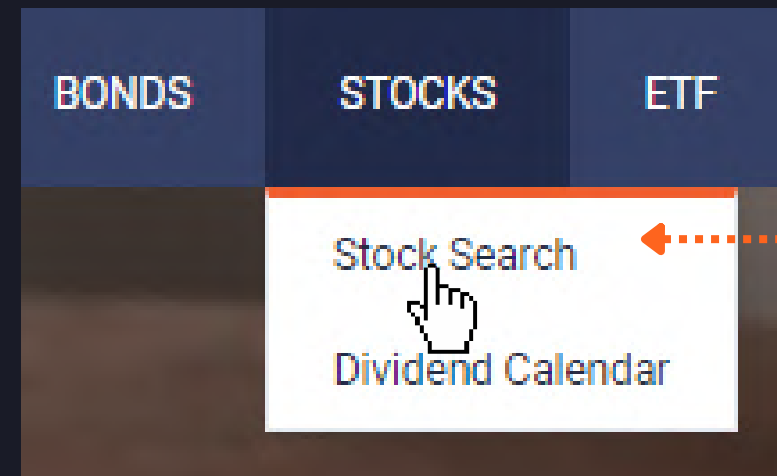
ETFs

Indices

News

Events

STOCK SEARCH



Stock search Saved search queries

Stock name / Ticker / ISIN

Stock exchange 0/136 Country 0/130 Industry 0/68 Related index 0/99

Stock type 0/10 P/E from to Dividend yield, % from to Capitalization, mln. USD from to

Search Save query Clear form

Adobe, ordinary share
US00724F1012, ADBE

STOCK EXCHANGE	TRADE DATE (UTC+3)	LAST	ΔLAST FOR THE DAY	BID / ASK	OPEN	MIN	MAX	AVG	TICKER	CURRENCY
SPB Exchange	16/05/2023 14:30	317.9	+0.126%	345.64 / 346.52	316	316	317.9		ADBE	USD
Frankfurt S.E.	16/05/2023 14:08	317.4	-0.1259%	316.6 / 317.8	316	316	317.4		ADB	EUR
Berlin Exchange	16/05/2023 13:52	317.4	-0.1259%	316.1 / 318.9	317.5	317.4	317.5		ADB	EUR
Munich SE	16/05/2023 14:00	316.6	+2.76%	317.1 / 317.9	316.6	316.6	316.6		ADB	EUR
Dusseldorf SE	16/05/2023 12:51	316.2	+1.93%	316.5 / 318.3	316.2	316.2	316.2		ADB	EUR
Hamburg S.E.	16/05/2023 14:08	316.6	+2.76%	317.1 / 317.9	316.6	316.6	316.6		ADB	EUR
Hannover SE	16/05/2023 14:00	316.6	+2.76%	317.1 / 317.9	316.6	316.6	316.6		ADB	EUR
NASDAQ main	15/05/2023	345.67	+3.03%	345.67 / 346	337.35	333.01	345.89		ADBE	USD
SPB Exchange	15/05/2023	341.74	+2.03%	335.67	335	345.82	341.61		ADBE	USD
Frankfurt S.E.	15/05/2023	317.5	+2.85%	317.2 / 317.8	312	307.3	317.5		ADB	EUR
Berlin Exchange	15/05/2023	317.8	+2.98%	316.3 / 318.2	309	307.2	317.8		ADB	EUR
Munich SE	15/05/2023	308.1	-1.44%	317.1 / 317.4	308.1	308.1	308.1		ADB	EUR
Dusseldorf SE	15/05/2023	310.2	-0.895%	317.1 / 317.9	307.7	307.7	310.2		ADB	EUR
Stuttgart Exchange	15/05/2023	317.6	+3.72%		309.9	308.9	317.6		ADB	EUR
Vienna S.E.	15/05/2023	314	+1.78%		309.6	309.6	314		ADB	EUR
Hamburg S.E.	15/05/2023	308.1	-1.44%	316.9 / 317.3	308.1	308.1	308.1		ADB	EUR
Hannover SE	15/05/2023	308.1	-1.44%	317.3 / 317.6	308.1	308.1	308.1		ADB	EUR
Bolsa Mexicana de Valores	15/05/2023	6.020	+2.89%		6.020	6.020			ADBE	MXN
NYSE Arca	15/05/2023	345.76	+3.08%		337.28	333.5	345.89		ADBE.P	USD
XETRA	15/05/2023	314.7	+1.94%		309.2	306.7	314.7		ADB	EUR

Documents

Trading chart NASDAQ

from 16/04/2023 to 16/05/2023 1M 3M 6M 1Y 3Y

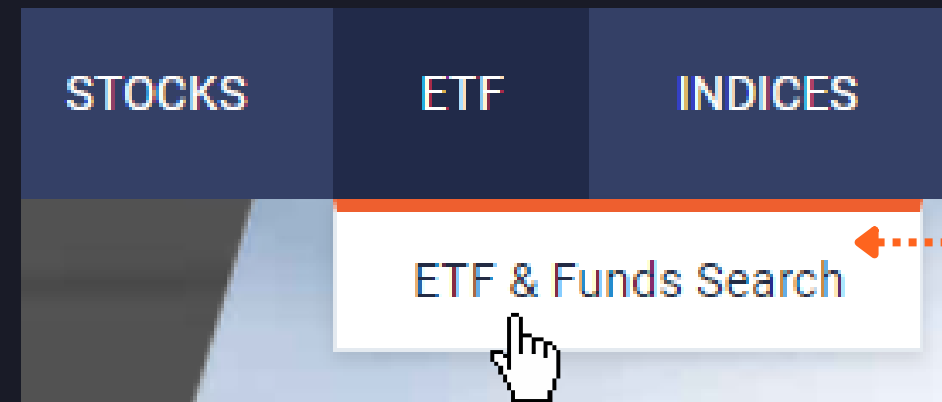
Specify the required parameters in order to find stocks that meet your demands

Visit a separate stock page to check:

- quotes
- documents
- dividends
- holders and etc.

ETF SEARCH

Perform your search or try the presets we made for you



ETF Search

Saved search queries ▼

US stocks Bonds of the top-5 providers Precious metals in the world HY bonds in US dollars

ETF name / Ticker / ISIN 🔍

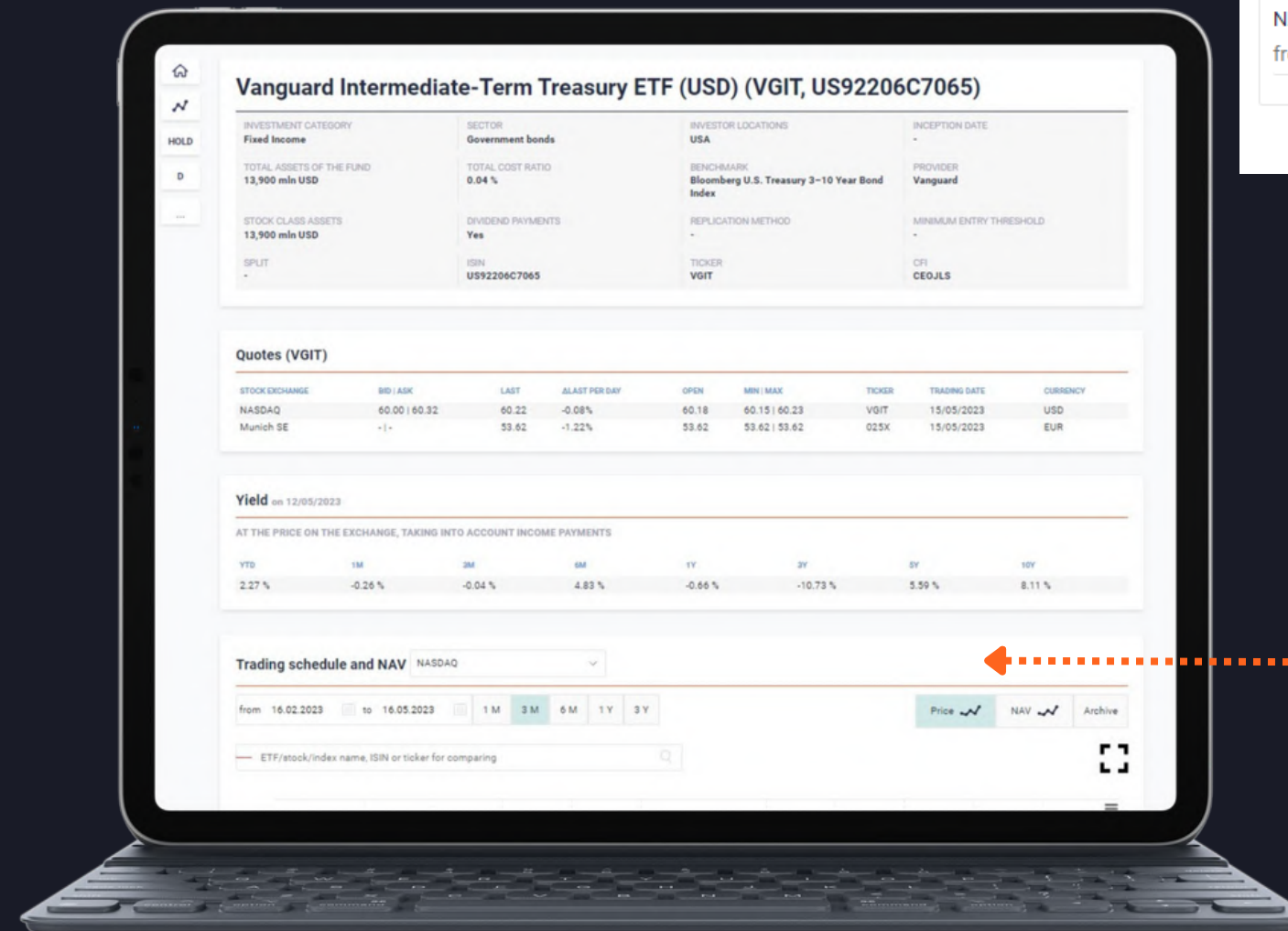
Provider 0/369 ▼ Stock Exchange 0/49 ▼

Geography of Investment 0/73 ▼ Investment Category 0/8 ▼

NAV, USD million
from _____ to _____

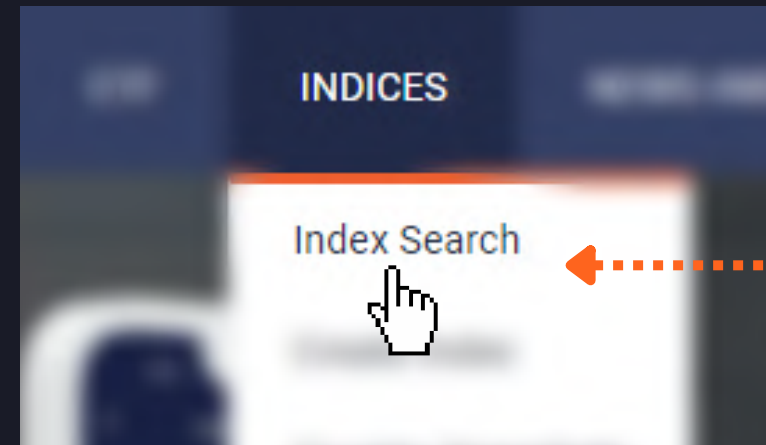
Inverse
 Leveraged

Visit a separate ETF page to check:



- quotes
- price dynamics
- income payments
- structure and etc.

INDEX SEARCH



Select through filters

Region 0/8

Country 0/209

Source 0/1146

Periodicity 0/6

Start typing the name

- + Cbonds Total Return and Price Indices
- + Cbonds Bond Market Statistics
- + Macroeconomic Indicators
- + Rosstat Indexes
- + Loans Statistics
- + Yield Curves & Spreads
- + Derivatives market
- + Currencies market
- + Money market
- + Market Participants & Stock Exchanges Indices
- + Stock & Funds Market
- + Commodities
- + Consensus Forecasts
- + Archive

Look for indices by expanding the index tree or selecting the filters

Index search Saved search queries

[Return to index tree](#)

Category 0/14 Group 0/318 Subgroup 0/1952 Periodicity 0/6

Region 0/8 Country 0/209 Source 0/1149

[Get values](#) [Save query](#) [Clear form](#)

[Create your index with Cbonds](#)

INDEX PAGE

stay updated on the market trends.

Popular indices:

- Dow Jones
- S&P 500
- CDS
- IRS
- NASDAQ Composite
- Nikkei 225

Set the period to demonstrate on the chart

Add the index to your Watchlist to monitor it



Add to WL

Archive

Get the historical values of the index

The composition of the index list

20/07/2023 [Export to Excel](#)

Nº	ASSETS	TICKER
1	3M Company_ord.	MMM
2	American Express Co_ord.	AXP
3	Amgen_ord.	AMGN
4	Apple_ord.	AAPL
5	Boeing_ord.	BA
6	Caterpillar_ord.	CAT
7	Chevron_ord.	CVX
8	Cisco Systems_ord.	CSCO
9	Dow Inc_ord.	DOW
10	Goldman Sachs_ord.	GS

Discover the composition of an index and download it in xls format



NEWS & RESEARCH



Market news

Saved search queries

Search by keywords

News Language 1/9

All News

Period: 16/04/2023 to

Region 0/8

Country 0/194

By category 21/22

1W 1M 3M 1Y

Issuer

Search Save query

Clear form

Look for relevant market news

Topics

Bonds Stocks Funds FX, Macroeconomics Commodities Currency Other

Language

China UK France Germany Italy Russia Spain Ukraine

Show filters

Provider 0/227

16/04/2023 to

Issuer search

Region 0/8

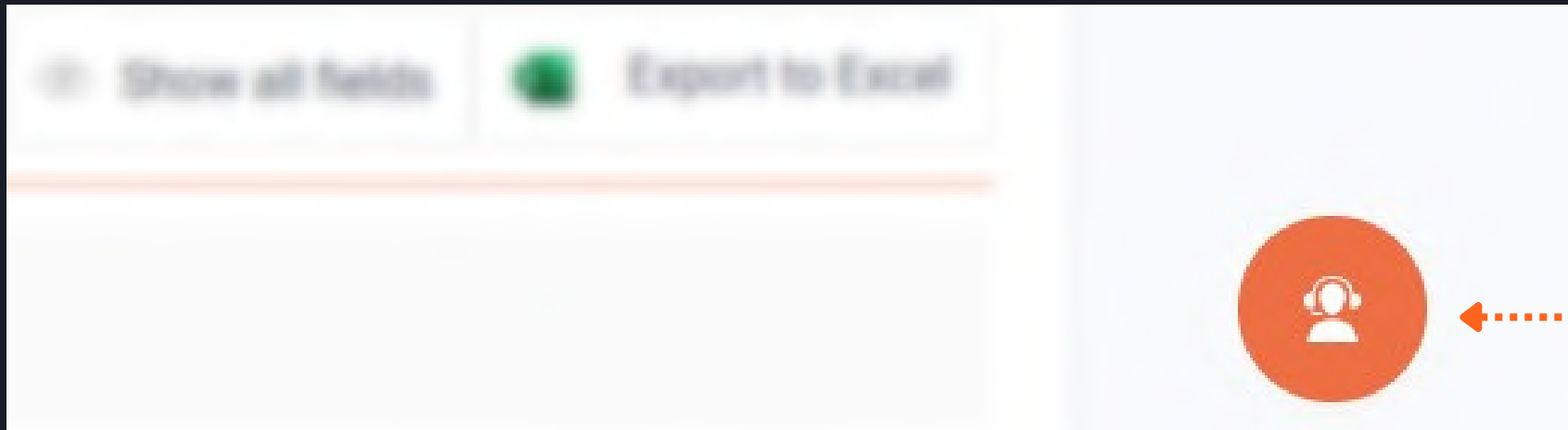
Country 0/214

Find analytical materials on the markets and subscribe



ANY QUESTIONS LEFT?

Get advantage of personalized support service!



Each page contains a button for contacting the support service



Describe your problem and leave the request

Personal profile | How can we help you?

No category

Describe your problem

Attach file

You can attach up to 10 files up to 15 MB (jpg, jpeg, png, gif, pdf, doc, docx, xls, xlsx, ppt, txt, rar, zip)

Send request

- SWIFT REPLY
- ONBOARDING TUTORIALS